



राष्ट्रीय परीक्षा एजेंसी  
**National Testing Agency**  
Excellence in Assessment



विश्वविद्यालय अनुदान आयोग  
**University Grants Commission**  
quality higher education for all

# UGC-NET

UNIVERSITY GRANTS COMMISSION  
NATIONAL ELIGIBILITY TEST

December 2020 Cycle

**MAY  
2021**



**Information Bulletin**

# NATIONAL TESTING AGENCY

## **Vision**

The right candidates joining best institutions will give India her demographic dividend.

## **Mission**

To improve equity and quality in education by administering research based valid, reliable, efficient, transparent, fair and international level assessments. The best subject matter experts, psychometricians and IT delivery and security professionals will ensure that the current gaps in existing assessment systems are properly identified and bridged.

## **Core Values**

NTA will create a system which will promote teaching (by teachers), learning (by students) and assessment (by parents and institutions). NTA strongly believes in quality, efficiency, effectiveness, equity and security of assessments. To practice these values, NTA will constantly engage with its stakeholders, viz. students, parents, teachers, experts and partner institutions.

## INDEX

Sl. No.	Particulars	Page No.
	Important Information and Dates at a Glance	1
	Introduction	4
1.	About National Testing Agency (NTA)	4
2.	About University Grants Commission (UGC)	4
3.	University Grants Commission - National Eligibility Test (UGC-NET)	4
4.	December 2020 Cycle (May 2021) of UGC NET	5
5.	Eligibility Criteria for December 2020 Cycle (May 2021) of UGC NET	6
6.	Reservations	9
7.	Provisions relating to Persons with Disability (PwD)	10
8.	Facilities for PwD candidates to appear in the exam	11
9.	Choice of Cities for Exam Centre	12
10.	General Instructions	12
11.	Instructions for filling online Application Form	12
12.	Admit Card for December 2020 Cycle UGC-NET	16
13.	Computer Based Test (CBT) Guidelines	18
14.	Rough Work	19
15.	Unfair Means Practices and Breach of Examination Rules	19
16.	Display of Provisional Answer Key for Challenges	19
17.	Display of Recorded Responses	20
18.	Procedure and Criteria for declaration of result	20
19.	Test Practice Centres (TPCs)	22
20.	National Abhyas Test	22
21.	Query Redressal System	23
22.	Correspondence with NTA	23
23.	Common Services Centres/Facilitation Centres (Annexure-XIV)	24
24.	Weeding Out Rules	24
25.	Legal Jurisdiction	24
<b>ANNEXURES</b>		
I.	Payment of Exam Fee - Procedure/ Mode / Service Provider(s) and Services Charges	25
II.	List of NET Subjects and their Codes	27
III.	List of Cities for Centres of UGC-NET December 2020 cycle (May 2021)	29
IV.	List of subjects at Post Graduation Level and their Codes	34
V.	List of Post-Graduation Courses and their Codes	35
VI.	Certificate regarding physical limitation to write in an examination	36
VII.	Letter of Undertaking for Using Own Scribe	37
VIII.	List of States/ Union Territories and their Codes	38
IX.	Replica of Application Form	39
X.	Affidavit for Single Girl Child	51
XI.	Self-Declaration of Minority Community by Candidate for support for Minority Students	52
XII.	Computer Based Test (CBT)	53
XIII.	Normalization procedure based on Percentile Score	59
XIV.	Common Services Centres/Facilitation Centres	63
XV.	Test Practice Centres (TPCs)	64
XVI.	Important Points to Note	65

## IMPORTANT INFORMATION AND DATES AT A GLANCE

(Please refer to Information Bulletin for details)

Dates, Fee Details and Application Procedure:

Online registration and submission of Application Form (complete in all respect) through NTA Website: <a href="https://ugcnet.nta.nic.in">https://ugcnet.nta.nic.in</a>	02 February 2021 to 02 March 2021
Last date for successful transaction of Examination fee (through Credit Card/ Debit Card/Net Banking & Paytm Payment Modes till 11:50 pm)	03 March 2021 (till 11:50 pm)
<b>Fee Payable for UGC-NET</b> (Pay fee using the Payment Gateway(s) integrated to the Online Application through Net Banking Debit Card / Credit Card / UPI / Wallet)	
General/Unreserved	Rs. 1000
Gen-EWS*/ OBC-NCL**	Rs. 500
Scheduled Caste (SC) / Scheduled Tribes (ST) / Person with Disability (PwD)	Rs. 250
Third gender	
Applicable service/processing charges & GST over and above the Examination Fee, are to be paid by the candidate to the concerned Bank/ Payment Gateway Integrator. For details, Annexure -I may be referred to.	
Correction in the Particulars of Application Form online only	05 March – 09 March 2021
Downloading of Admit Card by the Candidate from NTA Website	To be announced later on website
Dates of Examination	2, 3, 4, 5, 6, 7, 10, 11, 12, 14 and 17 May 2021
Duration of Examination	180 minutes (03 hours) No break between Paper 1 & Paper 2
Timing of Examination	First Shift: 09.00 am to 12.00 pm Second Shift: 03.00 pm to 06.00 pm
Exam Centre, Date and Shift	As indicated on the Admit Card
Display of Recorded Responses and Provisional Answer Keys on the Website for inviting challenge(s) from interested candidates.	To be announced later on website
Declaration of Result on NTA website	To be announced later on website
Website	<a href="http://www.nta.ac.in">www.nta.ac.in</a> , <a href="https://ugcnet.nta.nic.in">https://ugcnet.nta.nic.in</a>

\*As per the OM No. 20013/01/2018-BC-II dated January 17, 2019 issued by the Ministry of Social Justice and Empowerment and the OM No. 12-4/2019-U1 dated 17.01.2019 as well as the Letters No 35-2/2019-T.S.I dated 21.01.2019, 01.02.2019, 04.02.2019 and 15.02.2019 of MHRD Department of Higher Education regarding implementation of reservation for Economically Weaker Sections (EWSs) for admission in Central Educational Institutions.

\*\*OBC (Other Backward Classes)-NCL (Non Creamy Layer) as per the central list of Other Backward Classes available on National Commission for Backward Classes (NCBC- Government of India website [www.ncbc.nic.in](http://www.ncbc.nic.in)).

The candidates falling in this list may mention OBC in the Category Column.

State list OBC Candidates who are not in OBC-NCL (Central List) **must** choose **General**.

1. Candidate must read carefully the Instructions (including how to fill up Application Form online) given in the Information Bulletin available on the NTA Website. Candidates not complying with the Instructions shall be summarily disqualified.
2. Candidate can apply for **December 2020 Cycle (May 2021) of UGC NET in “Online” mode only**. The Application Form in any other mode will not be accepted.
3. **Only one application is to be submitted by a candidate. More than one application i.e. multiple Application Forms submitted by a candidate will not be accepted.**
4. **Instructions for filling Online Application Form:**
  - ❖ Download Information Bulletin and Replica of Application Form. Read these carefully to ensure your eligibility.
  - ❖ **Follow the steps given below to Apply Online:**
    - Step-1:** Register for Online Registration using your own Email ID and Mobile No. and note down system generated Application Number.
    - Step-2:** Complete the Online Application Form and note down the system generated Application Number.
    - Step-3:** Upload legible scanned images of: (i) a recent photograph (in jpg/ jpeg file, size 10Kb – 200Kb) either in colour or black & white with 80% face (without mask) visible including ears against white background; (ii) candidate's signature (file size: 4kb - 30kb);
    - Step-4:** Pay fee using the Payment Gateway(s)/Payment Modes of concerned Banks/Paytm integrated to the Online Application and keep proof of fee paid.
  - ❖ All the 4 Steps can be done together or at separate timings.
5. After (successful completion of Step-4, Confirmation Page of the Application Form, should be downloaded and a printout of the same may be retained for future reference. The Confirmation Page of the online Application Form could be generated **only after successful payment by the Candidate**.

In case the Confirmation Page is not generated after payment of prescribed Fee, then the candidate should approach the concerned Bank/Payment Gateway Integrator (in the helpline number and email given in Annexure- I of the Information Bulletin), for ensuring the successful payment.

In spite of above, if successful transaction is not reflected on the Portal, the candidate may contact NTA Helpline. If the payment issue is still not resolved, the candidate may pay second time.

However, any duplicate payment received from the candidate by NTA in course of said transactions will be refunded through the same payment mode through which the duplicate payment is received, after fee reconciliation by NTA.
6. Information such as his/ her name, contact details / address, category, PwD status, educational qualification details, date of birth, choice of exam cities, etc provided by the candidate in the online Application Form will be treated as final. Any request for change in such particulars after the closure of correction period will not be considered by NTA.
7. NTA does not edit/modify/alter any information entered by the candidate under any circumstances. Any request for change in information will not be entertained. Therefore, candidates are advised to exercise utmost caution for filling up correct details in the Application Form.
8. Candidates must ensure that their email address and mobile number to be registered in their online Application Form are their own, as relevant/ important information/ communication will be sent by NTA through e-mail on the registered e-mail address and/or through SMS on registered mobile number only. NTA shall not be responsible for any non-communication/ mis-

communication with a candidate in the email address or mobile number given by him/ her other than his/ her own.

9. NTA disclaims any liability that may cause due to incorrect information provided by the candidate in his/her online Application Form.
10. Candidates are advised to visit the NTA Website and check their e-mails regularly for latest updates.
11. Candidates shall appear in the exam at their own cost at the Examination Centre on the Date / Shift and time indicated on their respective Admit Cards which would be issued by the NTA in due course through its Website.

**Note:**

- i. *The final submission of Online Application Form will remain incomplete if Step-3 and step-4 are not complete. Such forms will stand rejected and no correspondence on this account will be entertained.*
- ii. *No request for refund of fee once remitted by the candidate will be entertained by NTA under any circumstances.*
- iii. *The entire application process for **December 2020 Cycle (May 2021) of UGC NET** is online, including uploading of scanned images, payment of fees, and printing of confirmation page, admit card, etc. **Therefore, candidates are not required to send/submit any document(s) including confirmation page to NTA through Post/ Fax/WhatsApp/Email/by Hand.***
- iv. *Usage of Data and Information: NTA/Government of India can use the data provided by the End Users (test taker in this case) for internal purpose(s) including training, research and development, analysis and other permissible purpose(s). However, this information is not for use by any third party or private agency for any other use.*

**Brief Advisory regarding COVID-19 Pandemic:**

Candidates are advised to carry only the following with them into the Examination venue:

- a) Admit Card along with Self Declaration (Undertaking) downloaded from the NTA Website (a clear printout on A4 size paper) duly filled in.
- b) A simple transparent Ball Point Pen.
- c) Additional photograph, to be pasted on Attendance Sheet
- d) Personal hand sanitizer (50 ml).
- e) Personal transparent water bottle.
- f) Sugar tablets/fruits (like banana/apple/orange) in case the candidate is diabetic.

**Note:**

1. In case it is found at any time in future that the Candidate has used / uploaded the photograph and signature of someone else in his/ her Application Form / Admit Card or he/she has tampered his/her Admit Card / result, these acts of the candidate shall be treated as Unfair Means (UFM) Practices on his/her part and he/she shall be proceeded with the actions as contemplated under the provisions of the Information Bulletin relating to Unfair Means Practices.
2. Candidates are NOT allowed to carry Instruments, Geometry or Pencil box, Handbag, Purse, any kind of Paper/ Stationery/ Textual material (printed or written material), Eatables (loose or packed), Mobile Phone/ Earphone/ Microphone/ Pager, Calculator, DocuPen, Slide Rules, Log Tables, Camera, Tape Recorder, Electronic Watches with facilities of calculator, any metallic item or electronic gadgets/ devices in the Examination Hall/Room. Smoking, chewing gutka, spitting etc. in the Examination Room/Hall is strictly prohibited.
3. If any candidate is in possession of any of the above item, his/ her candidature will be treated as unfair means and lead to cancellation of the current Examination & also debar the candidate for future examination(s) & the material will be seized.
4. **Corrections sent by the candidate through Post/ Fax/WhatsApp/Email/by Hand will not be entertained by NTA.**

**University Grants Commission-National Eligibility Test**  
**December 2020 Cycle (May 2021)**

**Introduction**

**1. About National Testing Agency (NTA)**

The Ministry of Human Resource Development (MHRD), which is now known as Ministry of Education (MoE), Government of India (GOI) has established the National Testing Agency (NTA) as an independent, autonomous, and self-sustained premier testing organization under the Societies Registration Act (1860) for conducting efficient, transparent and international standards tests in order to assess the competency of candidates for admissions to premier higher education institutions.

The NTA has been entrusted by the University Grants Commission (UGC) with the task of conducting UGC-NET, which is a test to determine the eligibility of Indian nationals for 'Assistant Professor' and 'Junior Research Fellowship and Assistant Professor' in Indian universities and colleges.

**2. About University Grants Commission (UGC)**

The University Grant Commission (UGC), is a Statuary Body of Government of India, Ministry of Education, Department of Higher Education, constituted under the University Grants Commission Act, 1956 (3 of 1956), vested with two responsibilities: that of providing funds and that of coordination, determination and maintenance of standards in institutions of higher education. The UGC`s mandate includes:

- Promoting and coordinating university education.
- Determining and maintaining standards of teaching, examination and research in universities.
- Framing regulations on minimum standards of education.
- Monitoring developments in the field of collegiate and university education; disbursing grants to the universities and colleges.
- Serving as a vital link between the Union and state governments and institutions of higher learning.
- Advising the Central and State governments on the measures necessary for improvement of university education.

**3. University Grants Commission - National Eligibility Test (UGC-NET)**

3.1 UGC-NET is a test to determine the eligibility of Indian nationals for '**Assistant Professor**' and '**Junior Research Fellowship and Assistant Professor**' in Indian universities and colleges.

3.2 The selection of candidates for the following Fellowships of the Ministry of Social Justice and Empowerment and the Ministry of Minorities Affairs is also made through the UGC-NET:

- National Fellowship for Scheduled Caste Students (NFSC)
- National Fellowship for Other Backward Classes (NFOBC)
- Maulana Azad National Fellowship for Minority Students (MANF)

3.3 Candidates aspiring for the Fellowships listed above, shall also have to apply for the Test.

#### 4. December 2020 Cycle (May 2021) of UGC NET

The December 2020 Cycle (May 2021) of UGC NET will be conducted in Computer Based Test (CBT) mode in multi shifts as per the time schedule specified in the Information at a glance, in the Subjects given at Annexure -II in selected Cities spread across the Country (Annexure -III).

##### 4.1 Mode of Examination

The Examination shall be conducted in Computer Based Test (CBT) mode only.

##### 4.2 Pattern of Examination

The Test will consist of **two** papers. Both the papers will consist of objective type, multiple choice questions. **There will be no break between papers.**

Paper	Marks	Number of Questions	MCQ	Total duration
I	100	50	The questions in Paper I intends to assess the teaching/ research aptitude of the candidate. It will primarily be designed to test reasoning ability, reading comprehension, divergent thinking and general awareness of the candidate.	03 hours (180 minutes) without any break.  All the questions are compulsory.
II	200	100	This is based on the <b>subject selected by the candidate</b> and will assess domain knowledge.	

##### 4.3 Subject and Syllabus of Test

The List of Subjects and their Codes for December 2020 Cycle (May 2021) of UGC NET are given at Annexure-II. The candidates may note that the syllabus has been modified and the new syllabus applicable from June 2019 onwards has also been notified through a **Public Notice on NTA website.**

**Updated Syllabi for all NET Subjects can be downloaded from the UGC website:** <https://www.ugcnetonline.in/syllabus-new.php>.



**National Testing Agency will not provide the copy of syllabus to any candidate.**

#### **4.4 Medium of Question Paper**

- i) The medium of **Question Paper shall be in English & Hindi only.**
- ii) Option of medium of Question Paper should be carefully chosen by the Candidate, while filling the Application Form online. The option once exercised cannot be changed.
- iii) Candidates opting for Hindi medium in the Application Form will be given bilingual paper, but candidates opting for English medium will be given English version only.
- iv) Candidates are required to answer in the medium as per option exercised in the Application Form.
- v) In case of any ambiguity in translation/construction of a question in the exam, its English version shall be treated as final and the decision of NTA shall be final in this regard.

#### **4.5 Marking Scheme**

- i) Each question carries 02 (two) marks.
- ii) For each correct response, candidate will get 02 (two) marks.
- iii) There is no negative marking for incorrect response.
- iv) No marks will be given for questions un-answered/un-attempted/attempted for Review.
- v) To answer a question, the candidate needs to choose one option as correct option.
- vi) *If a question is found to be incorrect/ambiguous during the Key Challenge, only those candidates who have attempted the question and chosen one of the correct answers would be given the credit. Only for dropped question(s), if any, marks will be given to all the candidates.*
- vii) In case a Question is dropped due to some technical error, full marks shall be given to the candidates who have attempted it.

### **5. Eligibility Criteria for December 2020 Cycle (May 2021) of UGC NET**

#### **5.1 Qualifying Examination:**

- (i) General/Unreserved/General-EWS candidates who have secured **at least 55% marks** (without rounding off) in Master's Degree **or** equivalent examination from universities/institutions recognized by UGC (available on the website: [www.ugc.ac.in](http://www.ugc.ac.in) in Humanities and Social Science (including languages), Computer Science and Applications, Electronic Science etc. are eligible for this Test. **List of subjects at Post Graduation level is attached as Annexure-IV.** The Other Backward Classes (OBC) belonging to Non-Creamy Layer/Scheduled Caste (SC)/Scheduled Tribe (ST)/Persons with Disability (PwD)/Third gender

category candidates who have secured **at least 50% marks** (without rounding off) in Master's degree or equivalent examination are eligible for this Test.

- (ii) Candidates who are pursuing their Master's degree or equivalent course or candidates who have appeared for their qualifying Master's degree (final year) examination and whose result is still awaited or candidates whose qualifying examinations have been delayed may also apply for this test. However, such candidates will be admitted provisionally and shall be considered eligible for award of JRF/eligibility for Assistant Professor only after **they have passed their Master's Degree or equivalent examination with at least 55% marks (50% marks in case of OBC-NCL / SC / ST / PwD / Third gender category candidates)**. Such candidates must complete their Master's degree or equivalent examination within two years from the date of NET result with required percentage of marks, failing which they shall be treated as disqualified.
- (iii) Candidates belonging to the **Third gender** category are eligible to draw the same relaxation in fee, age and Eligibility Criteria for NET (i.e. JRF and Assistant Professor) as are available to SC/ST/PwD categories. The subject-wise qualifying cut-offs for this category would be the lowest among those for SC / ST / PwD / OBC–NCL / General-EWS categories in the corresponding subject.
- (iv) The Ph.D. degree holders whose Master's level examination have been completed by **19 September 1991** (irrespective of date of declaration of result) shall be eligible for **a relaxation of 5% in aggregate marks (i.e. from 55% to 50%)** for appearing in NET. The list of Post-Graduation courses and their codes is given at **Annexure-V**.
- (v) Candidates are advised to appear in the subject of their Post Graduation only. The candidates, whose Post Graduation subject is not covered in the list of NET subjects attached as **Annexure-IV**, may appear in a related subject.
- (vi) Candidates **are neither required to send any certificates/documents in support of their eligibility nor printout of their Application Form or Confirmation Page to NTA**. However, the candidates, in their own interest, must ensure themselves about their eligibility for the test. In the event of any ineligibility being detected by the UGC/NTA at any stage, their candidature will be cancelled and they shall be liable for legal action. NTA does not verify the information provided by the candidates during online registration and hence candidature will be purely provisional subject to the fulfillment of eligibility criteria.
- (vii) Candidates with post-graduate diploma/certificate awarded by Indian University/ Institute or foreign degree/diploma/certificate awarded by the foreign University/ institute should in their own interest, ascertain the

equivalence of their diploma/degree/ certificate with Master's degree of recognized Indian universities from Association of Indian Universities (AIU), New Delhi ([www.aiu.ac.in](http://www.aiu.ac.in)).

## 5.2 Instructions

- (i) The eligibility for '**Assistant Professor**' or for '**Junior Research Fellowship and Assistant Professor**' will depend on the performance of the candidate in both the papers of UGC-NET in aggregate. However, the candidates qualifying **exclusively for Assistant Professor will not be considered for the award of JRF**. Candidates appearing in UGC-NET should thoughtfully select in the Application Form whether they are applying for '**Assistant Professor**' or '**Junior Research Fellowship (JRF) and Assistant Professor**'. Candidates who qualify the Test for eligibility for Assistant Professor will be governed by the rules and regulations for recruitment of Assistant Professor of the concerned Universities / Colleges / State governments, as the case may be.
- (ii) The candidates who qualify for the award of **JRF** are eligible to pursue research in the subject of their post-graduation or in a related subject and are also eligible for Assistant Professor. The universities, institutions, IITs and other national organizations may select the JRF awardees for full time research work in accordance with the procedure prescribed by them.
- (iii) **Junior Research Fellowship:** Candidates qualifying for the award of **JRF** will be eligible to receive fellowship of UGC under various schemes, subject to their finding placement in universities/IITs/Institutions. The validity period of the offer will be **three years** w.e.f. the date of issue of JRF Award Letter. However, for those candidates who have already joined M. Phil. / Ph.D., the date of commencement of Fellowship shall be from the date of declaration of NET result or date of their joining, whichever is later.
- (iv) The National Fellowship for Scheduled Caste Students (NFSC), National Fellowship for Other Backward Classes (NFOBC) and the Maulana Azad National Fellowship for Minority Students (MANF) shall be governed by the guidelines available on the official websites of the concerned Ministries and/or the UGC.

## 5.3 Exemption (Eligibility for Assistant Professor)

- (i) NET/SET/SLET shall remain the minimum eligibility condition for recruitment and appointment of Assistant Professors in Universities/Colleges/ Institutions. In this regard, exemption from NET/SET/SLET will be governed by UGC regulations and amendments notified in the Gazette of India from time to time.
- (ii) The candidates who have passed the UGC/CSIR/JRF examination prior

to 1989 are also exempted from appearing in NET.

- (iii) For SET Candidates: The candidates who have cleared the States Eligibility Test (SET) accredited by UGC for Assistant Professor held prior to 1st June 2002, are exempted from appearing in NET, and are eligible to apply for Assistant Professor anywhere in India. For SET held from 1st June 2002 onwards, the qualified candidates are eligible to apply for the post of Assistant Professor only in the universities/colleges situated in the State from where they have cleared their SET.

#### 5.4 Age Limit and Relaxation

- (i) **JRF:** Not more than 31 years as on 1<sup>st</sup> day of the month in which the examination is concluded i.e. **01.03.2021** (This age limit is applicable for the current examination only).

A relaxation of **upto 5 years** is provided to the candidates belonging to OBC-NCL (as per the Central list of OBC available on website: [www.ncbc.nic.in](http://www.ncbc.nic.in)) /SC/ST/PwD/Third gender categories and to women applicants. ***Relaxation will also be provided to the candidates with research experience, limited to the period spent on research in the relevant / related subject of post-graduation degree, subject to a maximum of 5 years, on production of a certificate from appropriate authority, which should be a recognized Indian university / Institute of National Importance / foreign university which is duly approved / recognized / accredited in its own Country / Public Sector Undertaking of Government of India / State Government in India. The research should not have been carried out towards completion of graduation or post-graduation degree(s). Three years relaxation in age will be permissible to the candidates with L.L.M. degree. A relaxation of upto 5 years is provided to the candidates who have served in the armed forces subject to the length of service in the armed forces upto the first day of the month in which the concerned UGC-NET is concluded. Total age relaxation on the above ground(s) shall not exceed five years under any circumstances.***

- (ii) **Assistant Professor:**

There is no upper age limit in applying for UGC-NET for Assistant Professor.

## 6. Reservations

**6.1** Reservation Policy of the Government of India is applicable to UGC-NET. According to this, in the Central Universities and Institutions which are deemed to be Universities, the reservation of seats shall be as follows:

- (i) **15%** of the seats for Scheduled Castes (SC) candidates

- (ii) **7.5%** of the seats for Scheduled Tribes (ST) candidates
- (iii) **27%** of the seats for Other Backward Classes (OBC) Non-Creamy Layer (NCL) candidates as per the Central List\*
- (iv) **10%** of the seats for **General - Economically Weaker Sections (General - EWS)** candidates
- (v) **04%** of the seats in the above mentioned categories for Persons with Disability (PwD) with 40% or more disability.
- (vi) # Reservation for Kashmiri Migrant (subject to notification from Ministry of Education for Academic Session 2021-22).

**Notes:**

1. The benefit of reservation for admission to Central Educational Institutions (CEIs) shall be given only to those classes/castes/tribes which are in the respective Central List published by the Government of India from time to time.
2. *Other Backward Classes - Non-Creamy Layer (OBC-NCL) are as per the Central list of Other Backward Classes available on National Commission for Backward Classes (NCBC), Government of India website [www.ncbc.nic.in](http://www.ncbc.nic.in) Thus, the candidates falling in this list may mention OBC in the Category Column. State list OBC Candidates who are not in OBC-NCL (Central List) must not choose OBC-NCL.*
3. **Economically Weaker Section (EWS)** - This provision would be regulated as per the OM No. 20013/01/2018-BC-II dated January 17, 2019 issued by the Ministry of Social Justice and Empowerment and the OM No. 12-4/2019-U1 dated 17.01.2019 as well as the Letters No 35-2/2019-T.S.I dated 21.01.2019, 01.02.2019, 04.02.2019 and 15.02.2019 of MHRD Department of Higher Education regarding implementation of reservation for Economically Weaker Section (EWS) for admission in Central Educational Institutions (CEIs).
4. # One seat (supernumerary) in each Central and State Government affiliated IHM is provided for registered Kashmiri Migrants. Such Applicants shall have to qualify the December 2020 Cycle (May 2021) of UGC NET. Candidates registered with different State Govts. should produce proof of registration in original at the time of Counselling and at the time of admission to the Institute(s) concerned.

## 7. Provisions relating to Persons with Disability (PwD)

- 7.1** As per Section 2(t) of the RPwD Act, **“Persons with Disability (PwD)”** means a person with long term physical, mental, intellectual, or sensory impairment which, in interaction with barriers, hinders his full and effective participation in society equally with others.
- 7.2** According to Section 2(r) of the RPwD Act, 2016, **“persons with benchmark disabilities”** means a person with not less than forty percent (40%) of a specified disability where specified disability has not been defined in measurable terms and includes a person with disability where specified disability has been defined in measurable terms, as certified by the certifying authority.
- 7.3** The **“specified disabilities”**, which are included in the Schedule of the RPwD Act, are as follows:

S. No.	Category	Type of Disability	Specified Disability
1.	Physical Disability	Locomotor Disability	a. Leprosy cured person, b. cerebral palsy, c. dwarfism, d. muscular dystrophy, e. acid attack victims.
		Visual Impairment	a. blindness, b. low vision
		Hearing Impairment	a. deaf, b. hard of hearing
		Speech & Language Disability	Permanent disability arising out of conditions such as laryngectomy or aphasia affecting one or more components of speech and language due to organic or neurological causes.
2.	Intellectual Disability		a. specific learning disabilities / perceptual disabilities: Dyslexia, Dysgraphia, Dyscalculia, Dyspraxia & Developmental Aphasia) b. autism spectrum disorder
3.	Mental Behaviour		a. mental illness
4.	Disability caused due to	i. Chronic Neurological Conditions	a. multiple sclerosis b. Parkinson's disease
		ii. Blood disorder	a. Haemophilia, b. Thalassemia, c. Sickle cell disease
5.	Multiple Disabilities		More than one of the above specified disabilities including deaf blindness

## 8. Facilities for PwD candidates to appear in the exam

As per the Guidelines issued by the Department of Empowerment of Persons with Disabilities (Divyangjan) under Ministry of Social Justice & Empowerment issued from time to time on the subject: "Written Examination for Persons with Benchmark Disabilities", A candidate with one of the benchmark disabilities [as defined in Section 2(r) of RPwD Act, 2016], holding a Disability Certificate in the format prescribed in **Annexure-VI**, is entitled to the following facilities:

- a. *The facility of Scribe*, in case he/she has a physical limitation and a scribe is essential to write the Examination on his/her behalf, being so certified in the aforesaid format by a CMO/Civil Surgeon/ Medical Superintendent of a Govt. Health Care Institution. However, as a measure of caution and due to the prevailing circumstances of COVID-19 Pandemic, such candidate is required to **bring his/her own Scribe** alongwith an undertaking in the format given at **Annexure-VII**.
- b. *Compensatory time* of **one hour** for Examination of **three hours** duration, whether such candidate uses the facility of Scribe or not.

The Candidate cannot change the category or sub-category (PwD status) after the submission of the Online Application Form, and in any case, no change will be entertained by NTA after the declaration of December 2020 Cycle (May 2021) of UGC NET NTA Scores. Therefore, the candidates are advised to fill the category / sub-category column very carefully.

## 9. Choice of Cities for Exam Centre

- 9.1 The Centres (Cities) where the Test will be conducted are given at **Annexure-III**.
- 9.2 It is mandatory for candidates to select the States/Cities (any four of their choice) while filling Online Application Form for December 2020 Cycle (May 2021) of UGC NET. Effort will be made to allot Centre of Examination to the candidates in the order of Cities opted by them in their Application Form. However, due to administrative reasons, a different city of nearby area may be allotted.
- 9.3 The List of States/Union Territories and their Codes are given at **Annexure-VIII**.

## 10. General Instructions

### Check List for filling the Online Application Form

The candidates are advised to ensure the following points before submitting the Online Application Forms:

- (i) Whether they fulfill the eligibility conditions for the Test as prescribed under the heading '**Conditions of Eligibility**' and '**Age Limit**'.
- (ii) That they have selected their **category** viz General/General-EWS/OBC (Non-Creamy Layer)/SC/ST/PwD/ Third gender and Minority option, in the relevant column correctly.
- (iii) That they have filled their **Subject code and City of examination code** in the relevant column correctly.
- (iv) That the Person with Disability (PwD) candidate has filled the relevant column in the Online Application Form. Only PwD candidates have to fill this column and the others have to leave it blank.
- (v) Whether they have kept a Printout of Application Form (confirmation page) for their own record.

## 11. Instructions for filling online Application Form

### (Please see Replica of Application Form - Annexure IX)

To avoid any kind of inconvenience or last-minute rush or unforeseen difficulties, candidates are advised to submit Online Application Form without waiting for the last date. NTA will not be responsible for network problems or any other problem of this nature in submission of online application during the last day.

### 11.1 Ready Reckoner

Before beginning the process of filling the Online Application Form, read Information Bulletin carefully, keep ready required documents and follow the following instructions:

- ❖ Copy of Board/ University Certificate for Candidate's Name, Mother's Name, Father's Name and Date of Birth

- ❖ Type of Identification – Bank A/c passbook with photograph/ Passport Number/ Ration Card/ Aadhaar Card Number/Voter ID Card Number/ Other Govt ID
- ❖ Qualifying Degree Certificate or last semester marks sheet
- ❖ Your Mailing Address as well as Permanent Address with Pin Code (**Refer Annexure- VIII for State Code**)
- ❖ **Four cities** for Centres of your choice (**Refer Annexure-III for Codes**)
- ❖ Code of NET Subject (**Refer Annexure-II for Code**)
- ❖ Code of subject at Post Graduation level (**Refer Annexure-IV for Code**)
- ❖ Code of Post Graduation Course (**Refer Annexure-V for Code**)
- ❖ Category Certificate, if applicable
- ❖ Economically Weaker Section (EWS) Certificate, if applicable
- ❖ Person with Disability (PwD) Certificate, if applicable
- ❖ e-mail address and Mobile Number of candidate
- ❖ Scanned images in **JPG/JPEG format only**:

## 11.2 Instructions for filling Online Application Form

- ❖ Log on to NTA website **ugcnet.nta.nic.in** and click on the “**Apply Online**” button under December 2020 Cycle (May 2021) of UGC NET.
- ❖ Download Information Bulletin and Replica of Application Form. Read these carefully to ensure your eligibility.
- ❖ **Follow the steps given below to Apply Online:**

**Step-1:** Register for Online Registration using your own Email ID and Mobile No. and note down system generated Application Number.

**Step-2:** Complete the Online Application Form and note down the system generated Application Number.

**Step-3:** Upload legible scanned images of: (i) a recent photograph (in jpg/ jpeg file, size 10Kb – 200Kb) either in colour or black & white with 80% face (without mask) visible including ears against white background; (ii) candidate’s signature (file size: 4kb - 30kb);

**Step-4:** Pay fee using **the Payment Gateway(s) / Payment Modes of concerned Banks / Paytm integrated to the Online Application** and keep proof of fee paid.

- ❖ All the 4 Steps can be done together or at separate timings.

### Step I: Registration Page

**Fill in the basic information and note down the system generated Application No.**

- (i) Candidate’s Name/ Mother’s Name/ Father’s Name as given in the Senior Secondary School Examination or equivalent Board/ University Certificate in capital letters
- (ii) Date of Birth in dd/mm/yyyy format as recorded in Secondary School Examination or equivalent Board/ University certificate.



- (iii) Mobile Number and e-mail Address - Candidates must provide own Mobile Number and e-mail address.

**Note: Only one e-mail address and one Mobile Number are valid for one application**

## Step II: Fill in the complete Application Form

### Fill in the complete Application Form

1. The application particulars entered can be **edited before final submission** of the Application Form.
2. Once finally submitted, particulars in certain specific fields may be changed only during correction window. After that no communication in this regard would be entertained.
3. **All the steps for submission of Online Application Form, Uploading of Candidate's photograph, Candidate's signature, Payment of fee and Printing of Confirmation Page can also be done separately.**
4. Facility of submission of Online Application Form, uploading of photograph, signatures, payment of fee and printing of the Confirmation Page will be deactivated as per schedule for submission of Application Form. Hence, candidates are required to complete the process within the prescribed schedule.
5. Candidates are not required to send/ submit hard copy of Confirmation page to NTA office. However, the candidates are advised to retain the hard copy of the Confirmation Page, and a proof of fee submitted for future need.
6. Registration will be treated as complete only if the fee has been transacted successfully, else the form will be cancelled.
7. **Other Backward Classes (OBC)- Non Creamy Layer (NCL) as per the central list of Other Backward Classes available on National Commission for Backward Classes (NCBC), Government of India website ([www.ncbc.nic.in](http://www.ncbc.nic.in)).** Thus, the candidates falling in this list may mention OBC in the Category Column. State list OBC Candidates who are not in OBC-NCL (Central List) must choose General.
8. Economically Weaker Section (EWS) - As per the OM No. 20013/01/2018-BC-II dated January 17, 2019 issued by the Ministry of Social Justice and Empowerment and the OM No. 12-4/2019-U1 dated 17.01.2019 as well as the Letters No 35-2/2019-T.S.I dated 21.01.2019, 01.02.2019, 04.02.2019 and 15.02.2019 of MHRD Department of Higher Education regarding implementation of reservation for Economically Weaker Sections (EWS) for admission in Central Educational Institutions.
9. Gender- Provide Candidate's gender as recorded in the Type of Identification viz. Bank A/c Number/ Passport Number/ Ration Card/ Other Govt ID.
10. Single Girl Child- This option will be visible only if the candidate has selected the option "Female" in gender column. Single Girl Child in the family without brother or sister may select this option. Twin Daughter/Fraternal Daughter of the family may also select this option. **(Annexure- X)**
11. Minority – The candidate should select any one of the Minority Community viz. Muslim, Christian, Sikh, Buddhist, Jain and Parsi which is notified under minority community as per Section 2 (c) of National Commission for Minorities Act, 1992. The Self Declaration of Minority Community by Candidate for support for Minority Students given at **Annexure-XI**.

12. Provide complete postal address with PIN Code (Mailing Address as well as Permanent Address) for further correspondence. PIN code of Correspondence Address should be given in the space provided for this purpose.

**(Note: The NTA shall not be responsible for any delay/loss in postal transit or for an incorrect Correspondence address given by the Applicant in the Application Form.)**

13. **Choice of Cities for Examination Centres:** The candidate should select **any four cities** of their choice for examination of NET December 2020 cycle (May 2021) given at **Annexure-III**.

14. **NET Subject:** The candidate should select the NET subject to appear from the list of NET Subjects given at **Annexure-II**.

15. **Subject at Post Graduation level:** The candidate should select the Subject at **Post Graduation level** given at **Annexure-IV**.

16. **Post-Graduation Course:** The candidate should select the Post-Graduation Course given at **Annexure-V**.

17. **Under no circumstances the choice of cities for Centre and NET subject filled in the Application Form shall be changed by the NTA.**

### Step III: Uploading of scanned images

#### (i) Candidate's Photograph: to be uploaded

- The photograph must be taken on or after **01.10.2020** preferably indicating clearly the name of candidate along with the date of taking the photograph. Photograph should not be with cap or goggles.
- Spectacles are allowed only if being used regularly.
- **Polaroid and Computer generated photos are not acceptable.**
- **Applications not complying with these instructions or with unclear photographs are liable to be rejected.**
- **Application without photograph shall be rejected.**
- The photograph need not be attested. Candidates are advised to take 6 to 8 passport size.
- Candidates may please note that if it is found that photograph uploaded is fabricated i.e. de-shaped or seems to be hand-made or computer made, the form of the candidate will be rejected and the same would be considered as using Unfair means and the candidate would be dealt with accordingly.

**Note: Same Passport size photograph is to be used for uploading with Online Application Form and for pasting on Attendance Sheet at the Examination Centre.**

The candidate should scan his/her passport size photograph for uploading. File size must be between 10 kb to 200 kb.

#### (ii) Candidate's Signature: to be uploaded

- ❖ **The candidate should put his full signature in running handwriting on white paper with Black Ink pen and scan for uploading.**
- ❖ **File size must be between 4 kb to 30 kb.**
- ❖ Writing full name in the Box in Capital letters would not be accepted as signature and the Application Form would be rejected.
- ❖ Further, unsigned Online Application Forms will also be rejected.

**Note: Candidate must ensure that the uploaded images are clear and proper.**

#### Step IV: Payment of Fee and Status of receipt of Online Application Form with Fee:

The final Confirmation of payment of Fee and the receipt of online transaction will be displayed in the Confirmation Page of UGC NET December 2020 cycle (May 2021). The candidature of the candidate, whose fees has not been received upto the prescribed last date, will not be considered for the examination.

In case the candidate has paid the fee but still not able to download the Confirmation Page, the candidate should approach the NTA with the following documents for correction and considering his/her candidature for the examination.

- (i) Proof of fee paid (Photocopy of transaction slip of fees paid through Debit/Credit Card and Net Banking/Paytm). **In case, the fee has not been remitted within the prescribed last date, the application would be treated as incomplete/unsuccessful and it shall not be considered.**
- (ii) **No request regarding non-receipt of Online Application Form/Fee would be entertained by the NTA.**
- (iii) **Candidates are advised to keep visiting the NTA website regularly for latest updates.**  
**Candidates should check their mailbox for the given email ids and SMS in their registered Mobile Number for latest updates and information.**

## 12. Admit Card for December 2020 Cycle UGC-NET

- 12.1 **The Admit Card would be issued provisionally to the candidates of December 2020 Cycle (May 2021) of UGC NET, subject to fulfillment of eligibility criteria.**
- 12.2 The candidate has to download the Admit Card from the NTA website and appear for the Examination at the given Centre on date, shift, time and discipline as indicated in his/her Admit Card.
- 12.3 **No candidate will be allowed to appear at the examination centre, on Date and Timings other than that allotted to them in their Admit card.**
- 12.4 In case a candidate is unable to download Admit Card from the website, he/she may approach the Help Line of NTA between 09:30 am to 5:30 pm or write to NTA at: [ugcnet@nta.ac.in](mailto:ugcnet@nta.ac.in)
- 12.5 **The candidates are advised to read the Instructions given in the Admit Card carefully in advance of the exam day and follow them during the conduct of the examination.**
- 12.6 In case of any discrepancy in the particulars of the candidate or his/her photograph and signatures shown in the Admit Card and Confirmation Page, the candidate may immediately **approach the Help Line between 09:30 am to 5:30 pm. In such cases, candidates would appear in the Examination with the already downloaded Admit Card. However, NTA will take necessary action to make correction in the record later.**

**Note:**

- a. Candidate may please note that Admit Cards will not be sent by post.
- b. In no case, the duplicate Admit Card for December 2020 Cycle (May 2021) of UGC-NET would be issued at the Examination Centre(s).
- c. Candidate must not mutilate the Admit Card or change any entry made therein.
- d. Candidates are advised to preserve their Admit Cards in good condition for future reference.
- e. No Admit Card shall be issued to the candidates whose Applications are found to be incomplete for any reasons (including indistinct/ doubtful photographs/unsigned Applications) or who do not fulfill the eligibility criteria for the examination.
- f. Issue of Admit Cards, however, shall not necessarily mean acceptance of eligibility which shall be further scrutinized at subsequent stages of admission process.

## 12.7 Conduct of Exam

Candidates are advised to go through the instructions given in the Admit Card carefully before going for the Examination

### 12.7.1 Documents to be brought to the Examination Centre

- ❖ Candidates must bring the following documents to the Test Centre
- ❖ Printed copy of **Admit Card** downloaded from NTA website.
- ❖ **One passport size photograph** (same as uploaded on the Online Application Form) for pasting on the specific space in the Attendance Sheet at Centre during the Examination. Any one of the **authorized photo IDs** (must be original, valid and non-expired) – PAN card/ Driving License/ Voter ID/ Passport/ Aadhaar Card (With photograph)/ Aadhaar Enrolment No/ Ration Card). **The name on the photo identification must match with the name as shown on the Admit Card.**

**If the name has been changed due to events such as marriage, candidate must show the relevant document at the time of exam. Marriage Certificate/ Divorce/ Decree/ Legal Name Change Document.**

- ❖ **PwD certificate** issued by the Competent Authority, if claiming the relaxation under PwD category.

### 12.7.2 Reporting Time and other Important Instructions

- (i) **The candidates shall report at the Examination Centre two hours before the commencement of the examination** so as to complete the frisking and registration formalities well before time. Registration desk will be closed 30 minutes prior to the examination.
- (ii) Candidates shall not be permitted to enter in the Examination Centre after 8.30 am in First Shift and after 2.30 pm in Second Shift.

- (iii) Candidates are also advised to report at the Examination Hall/Room in the Examination Centre by 8.45 am in the First Shift and by 2.45 pm in the Second Shift.
- (iv) The candidates are advised to read the instructions on the Admit Card carefully and follow them during the conduct of the examination.
- (v) Candidates should take their seat immediately after opening of the Examination Hall. If the candidates do not report in time due to any reason i.e. traffic jam, train/bus delay etc, they are likely to miss some of the general instructions to be announced in the Examination Rooms/Halls. The NTA shall not be responsible for any delay.
- (vi) The candidate must show, on demand, the Admit Card downloaded/printed from the NTA website for admission in the examination room/hall. The Test Centre Staff on duty is authorized to verify the identity of candidates and may take steps to verify and confirm the identify credentials. Candidates are requested to extend their full cooperation. A candidate who does not possess the valid Admit Card shall not be permitted for the examination under any circumstances by the Centre Superintendent.
- (vii) A seat indicating Roll Number will be allotted to each candidate. Candidates should find and sit on their allocated seat only. In case of a candidate who changes room/hall or the seat on his/her own other than the one allotted, candidature shall be cancelled and no plea would be accepted for it.
- (viii) The candidate should ensure that the question paper available on the computer is as per his/her opted subject indicated in the Admit Card. In case, the subject of question paper is other than his/her opted subject, the same may be brought to the notice of the Invigilator concerned.
- (ix) Candidate may approach the Centre Superintendent/Invigilator in the room for any technical assistance, first aid emergency or any other information during the course of examination.

For any queries or issues regarding Computer Based Test, the candidates may contact on Helpline Numbers available on UGC NET website.

- (x) **For those who are unable to appear on the scheduled date of test for any reason, re-test shall not be held by the NTA under any circumstances.**

### 13. Computer Based Test (CBT) Guidelines

The CBT Guidelines are provided at **Annexure-XII**. Please read them carefully and practice the same with Mock Test through: <https://www.nta.ac.in/Quiz>

## 14. Rough Work

All calculations/writing work are to be done only in the rough sheet provided at the Test Centre in the examination Room/Hall and on completion of the test candidates must hand over the rough sheets to the invigilator on duty in the Room/Hall.

## 15. Unfair Means Practices and Breach of Examination Rules

**Definition:** Unfair Means Practice is an activity that allows a candidate to gain an unfair advantage over other candidates. It includes, but is not limited to:

- a) Being in possession of any item or article which has been prohibited or can be used for Unfair Practices including any stationery item, communication device, accessories, eatable items, ornaments or any other material or information relevant or not relevant to the Examination in the paper concerned;
- b) Using someone to write Examination (impersonation) or preparing material for copying;
- c) Breaching Examination rules or any direction issued by NTA in connection with UGC NET examination;
- d) Assisting other candidate to engage in malpractices, giving or receiving assistance directly or indirectly of any kind or attempting to do so;
- e) Writing questions or answers on any material given by the Centre Superintendent for writing answers;
- f) Contacting or communicating or trying to do so with any person, other than the Examination Staff, during the Examination time in the Examination Centre;
- g) Threatening any of the officials connected with the conduct of the Examination or threatening any of the candidates;
- h) Using or attempting to use any other undesirable method or means in connection with the examination;
- i) Manipulation and fabrication of online documents viz. Admit Card, Rank Letter, Self-Declaration, etc.;
- j) Forceful entry in /exit from Examination Centre/Hall;
- k) Use or attempted use of any electronic device after entering the Examination Centre;
- l) Affixing/uploading of wrong/morphed photographs/signatures on the Application Form/Admit Card/Performa;
- m) Creating obstacles in smooth and fair conduct of examination;
- n) Any other malpractices declared as Unfair Means by the NTA.

**Disclaimer- The decision of NTA shall be final and binding for declaration of any person / candidate guilty of foregoing or such offence as shall be classified as Unfair Means Case (UMC).**

## 16. Display of Provisional Answer Key for Challenges

- 16.1** The NTA will display Provisional Answer Key of the questions on the NTA website [ugcnet.nta.nic.in](http://ugcnet.nta.nic.in) to provide an opportunity to the candidates to

challenge the Provisional Answer Key. The Answer Keys are likely to be displayed for two to three days.

- 16.2** The Candidates will be given an opportunity to make a challenge online against the Provisional Answer Key on payment of Rs. 1000/- per question challenged as processing charges.
- 16.3** Key Challenge procedure- Only paid challenges made during stipulated time through key challenge link will be considered. Challenges without justification/ evidence and those filed on any other medium other than the prescribed link will not be considered.
- 16.4** **The NTA decision on the challenges shall be final and the result will be declared on the basis of final answer keys.**

## 17. Display of Recorded Responses

The NTA will display the Question Paper and attempted recorded responses by the candidates on the NTA website [ugcnet.nta.nic.in](http://ugcnet.nta.nic.in) prior to declaration of result. The Question paper attempted and recorded responses are likely to be displayed for two to three days.

## 18. Procedure and Criteria for declaration of result

### 18.1 The following steps will be followed:

**Step I:** The number of candidates to be qualified (total slots or Eligibility for Assistant Professor) shall be equal to 6% of the candidates appeared in both the papers of NET.

**Step II:** The total slots shall be allocated to different categories as per the reservation policy of Government of India.

**Step III:** In order to be considered for '**JRF and Eligibility for Assistant Professor**' and for '**Assistant Professor**', the candidate must have appeared in both the papers and secured at least 40% aggregate marks in both the papers taken together for General (Unreserved) / General-EWS category candidates and at least 35% aggregate marks in both the papers taken together for all candidates belonging to the reserved categories (viz., SC, ST, OBC (belonging to Non-Creamy Layer, PwD and Third gender).

**Step IV:** The number of candidates to be declared qualified in any subject for a particular category is derived as per the methodology illustrated below:

<p><b>Example:</b> Number of candidates to be declared qualified for Eligibility for Assistant Professor in the subject 'Economics' for the Scheduled Caste (SC) category</p>	<p><b>Number of candidates belonging to SC category who secure at least 35% aggregate marks in both the papers taken together for SC category for 'Economics' (x) Total slots derived for SC category as per Step II (÷) Total number of candidates belonging to SC category over all subjects who secure at least 35% aggregate marks in both the papers taken together.</b></p>
---	---

The aggregate percentage of the two papers corresponding to the number of slots arrived at, shall determine the qualifying cut-off for Eligibility for Assistant Professor 'in 'Economics' for the SC category.

Similar yardstick shall be employed for deriving the subject-wise qualifying cut-offs for all categories.

**Step V:** All candidates who had applied for 'Eligibility for JRF & Eligibility for Assistant Professor both' out of the total number of qualified candidates derived as per Step IV, shall constitute the consideration zone for JRF.

**Step VI:** The total number of slots available for awarding JRF is allocated among different categories as per the reservation policy of Government of India. The procedure for subject wise cum category-wise allocation of JRF slots is illustrated below:

<p><b>Example:</b> Number of candidates to be declared qualified for JRF &amp; Eligibility for Assistant Professor both in the subject 'Economics' for the Scheduled Tribe (ST) category</p>	<p>Number of candidates belonging to ST category who have opted for JRF and have qualified for Eligibility for Assistant Professor both in the subject 'Economics' (x) Total JRF slots available for ST category (÷) Total number of candidates belonging to ST category over all subjects who have opted for JRF and have qualified for Eligibility for Assistant Professor.</p>
--	---

The aggregate percentage of the two paper scores corresponding to the number of JRF slots arrived at, shall determine the qualifying cut-off for JRF in 'Economics' for the ST category.

Similar location procedure is used for all subjects and categories.

**It may be noted that the above qualifying criteria decided by UGC is final and binding.** Result of the examination shall be hosted on NTA website [ugcnet.nta.nic.in](http://ugcnet.nta.nic.in). The candidates will not be individually intimated about their result.



## 18.2 Normalization procedure (Annexure – XIII):

- a) For multi-shift papers, raw marks obtained by the candidates in different shifts/sessions will be converted to NTA Score (percentile).
- b) The detailed procedure on NTA Score being adopted is available on NTA website under Normalization procedure based on Percentile Score.
- c) In case a subject test is conducted in multi-shifts, NTA Score will be calculated corresponding to the raw marks obtained by a candidate. The calculated NTA Score for the Raw Marks for all the shifts/sessions will be merged for further processing for deciding the allocation.
- d) In the events of the percentiles for the multi-shifts being dissimilar / unequal, the lowest will be the eligibility cut-off for that category for all candidates (i.e. all shifts).

For Example: In the examination held in two shifts, if the 40% marks correspond to a Percentile score of 78 in Shift 1 and 79 in Shift 2, then all those equal to or above 78 percentiles (Percentile score of 100 to 78) in both shifts will become eligible in General Category. Similar method will be adopted for the other categories to determine eligibility cut-offs. In case the examination is held in a greater number of shifts the same principle shall apply.

## 18.3 Re-Evaluation/Re-Checking of result

There shall be no re-evaluation/re-checking of result. No correspondence in this regard shall be entertained.

## 19. Test Practice Centres (TPCs)

As per the guidelines of the Ministry of Education NTA has set up, established and created a network of Test Practice Centres for candidates, especially in remote and rural areas to enable them to practice and be comfortable in taking a Computer Based Test (CBT).

## 20. National Abhyas Test

The National Testing Agency (NTA), India's premier autonomous testing organisation for conducting entrance examinations for admission in higher education institutions, launched a mobile app called the "**National Test Abhyas**" - to enable candidates to take mock tests for various competitive exams such as JEE Main, NEET, UGC-NET, and other exams under the NTA's purview. The app had been launched to facilitate candidates' access to high quality mock tests in the safety and comfort of their homes, since NTA's Test-Practice Centers (TPCs) were closed during the ongoing Covid-19 pandemic.

With this facility for the candidates, India has taken the lead in restoring a semblance of normalcy in one more crucial area – education – even as we tackle these unprecedented times that have led to significant changes in life around the world.

Candidates across the country can use the App to access high quality tests, free of cost, in a bid to be fully prepared for the upcoming JEE (Main), NEET (UG) and other competitive exams. The tests can be easily downloaded and taken off-line, thus accommodating candidates with low bandwidth internet connections.

The app works on Android-based and iOS smartphones and tablets and can be downloaded from Google Play Store or App Store. Once candidates download the app, they simply need to sign-up or register with some basic details, create a free account, and then start accessing mock tests free of cost for their selected examination(s).

In addition to that NTA has developed an extensive support system at <http://nta.ac.in/abhyas/help> with live help available every day between 12:00 am and 09:00 am.

The National Test Abhyas is available on website: <https://www.nta.ac.in/Abhyas> and Play Store: <https://play.google.com/store/apps/details?id=com.abhyas.nta.com>

## 21. Query Redressal System

National Testing Agency (NTA) has established a Query Redressal System (QRS), an online web-enabled system developed by NTA. QRS is the platform based on web technology that primarily aims to enable submission of queries/grievances by the Registered Candidate(s) of December Cycle (May 2021) of UGC-NET Examination with (24x7) facility for speedy and favorable redressal of the queries / grievances. A Unique Registration Number will be generated for tracking the status of the queries/grievances.

The Registered Candidate(s) are advised to use the online facility for the speedy response.

## 22. Correspondence with NTA

All the correspondence should preferably be addressed by e-mail. The email query shall be addressed only if it is not anonymous and contains the name, postal address and contact number of the sender. An email containing vague or general queries and other queries as contained in the Information Bulletin shall not be entertained. Queries shall not be entertained from person claiming to be representatives, associates or officiates of the applicant candidate. The following information shall not be revealed by phone or email:

- a. Internal documentation/status.
- b. Internal decision-making process of NTA. Any claim/counter claim thereof.
- c. Dates & venue of internal meetings or name of the staff/officers dealing with it.
- d. Any information which in the opinion of NTA cannot be revealed.

## 23. Common Services Centres/Facilitation Centres (Annexure-XIV)

- 23.1** Candidates who are not well conversant to submit the online application due to various constraints, can use the services of Common Services Centre, Ministry of Electronics and Information Technology, Government of India under the Digital India initiatives of Hon'ble Prime Minister. The Common Services Centre (CSC) scheme is a part of the ambitious National e-Governance Plan (NeGP) of Government of India and is managed at each village panchayat level by a Village level Entrepreneur (VLE).
- 23.2** There are more than 1.5 lakhs Common Services Centres (CSC) across the country which will provide the desired support to candidates from urban as well as rural areas in online submission of Application Form and payment of fee through e-wallet. The list of the Common Services Centre is available on website: [www.csc.gov.in](http://www.csc.gov.in).

## 24. Weeding Out Rules

The record of December 2020 cycle (May 2021) of University Grant Commission - National Eligibility Test (UGC-NET) would be preserved upto 90 days from the date of declaration of result.

## 25. Legal Jurisdiction

- 25.1** All disputes pertaining to the conduct of December 2020 Cycle (May 2021) of UGC-NET Examination including Results shall fall within the **jurisdiction of Delhi/New Delhi** only. Further, any legal question arising out of the Examination shall be entertained only when raised within 30 days from the declaration of result.
- 25.2** The Director (Administration) of the NTA shall be the official by whose designation the NTA may sue or be sued.

## ANNEXURE-I

### Payment of Exam Fee - Procedure/ Mode / Service Provider(s) and Services Charges

1. Prescribed Examination Fee (please see the Information at a Glance) can be paid through any Bank/Payment Gateway in any Payment Mode mentioned below. The service/processing charges per transaction & GST applicable @ 18 % are to be paid by the candidate, except for payment made through debit card (Visa/Master):

S. No	Mode of Payment	ICICI BANK		HDFC BANK		CANARA BANK		STATE BANK OF INDIA		PAYTM			
1	Net Banking	ICICI	NIL Charge		HDFC	NIL Charge		Canara Bank	NIL Charge	SBI	Rs 5.00+GST	Rs 4 +GST	
		Other Banks	4.00 + GST		Other Banks	4.00 + GST		Other Banks	5.00 + GST				Other Banks
2	All Debit Card	ICICI or Other Banks	Transaction upto Rs 2000/-	0 %	HDFC or Other Banks	Transaction upto Rs 2000/-	0 %	Canara Bank or Other Banks	NIL Charge	Nil	Transaction upto Rs 2000/-	0 %	
			Transaction above Rs 2000/-	0.5 % + GST		Transaction above Rs 2000/-	0 %				Transaction above Rs 2000/-	0.8 % + GST	
3	Credit Card	Domestic	0.40% of Transaction value		Domestic	0.40% of Fee + GST		Domestic	0.80% of Fee + GST	Domestic	0.80% of Fee+ GST (Minimum Rs 11/-)	Domestic (Minimum Rs. 12)	0.4% +GST
		International	2.35% of Transaction value		International	Nil Charge		International	2.35% of Fee+ GST	International	3.50% of Fee+ GST (Minimum Rs 11/-)	International	3.5% +GST
4	Unified Payment Interface (UPI)	ICICI or other banks	Transaction upto Rs 2000/-	0 %	Nil Charge						Transaction upto Rs 2000/-	0 %	
			Transaction above Rs 2000/-	5.0 % + GST							Transaction above Rs 2000/-	0.65 % + GST	
											PAYTM Wallet Charge	0.8% +GST	

## 2. Helplines:

### (a) If Paying through State Bank of India (SBI):

Level	Name	Email ID	Contact Number
1	Helpdesk	<a href="mailto:dgmcs.cc@sbi.co.in">dgmcs.cc@sbi.co.in</a>	18004253800
2	Helpdesk3	<a href="mailto:sbi.05222@sbi.co.in">sbi.05222@sbi.co.in</a>	08026599990
3	Customer Care	<a href="mailto:agmcustomer.lhodel@sbi.co.in">agmcustomer.lhodel@sbi.co.in</a>	1800112211
4	Through SMS	<a href="tel:UNHAPPY">UNHAPPY (add text)</a>	8008202020

### (b) If Paying through Canara Bank:

Level	Name	Email ID	Contact Number
1	Helpdesk	<a href="mailto:pgsupport@billdesk.com">pgsupport@billdesk.com</a>	01202400850/1 9971262371
2	Complaint Management Services	<a href="mailto:genadmnrnoida@canarabank.com">genadmnrnoida@canarabank.com</a>	01202400850/1
3	Customer Care	<a href="mailto:genadmnrnoida@canarabank.com">genadmnrnoida@canarabank.com</a>	9971262371
4	Through SMS	<a href="mailto:genadmnrnoida@canarabank.com">genadmnrnoida@canarabank.com</a>	01202400850/1

**(c) If Paying through HDFC Bank:**

Level	Name	Email ID	Contact Number
1	Shri Vikram Singh	<a href="mailto:vikram.singh4@hdfcbank.com">vikram.singh4@hdfcbank.com</a>	9799810080
2.	Amit Singh	<a href="mailto:amit.singh26@hdfcbank.com">amit.singh26@hdfcbank.com</a>	7428869770
3	Shri Ripon Bhattacharjee	<a href="mailto:ripon.bhattacharjee@hdfcbank.com">ripon.bhattacharjee@hdfcbank.com</a>	9625031697

**(d) If Paying through ICICI Bank:**

Level	Name	Email ID	Contact Number
1	Aiysha Khatun	<a href="mailto:support.nta@ingenico.com">support.nta@ingenico.com</a>	01204728426
2	Vishal Kumar	<a href="mailto:vishal.kumar5@icicibank.com">vishal.kumar5@icicibank.com</a>	7428928047
3	Mohit Bhatia	<a href="mailto:mohit.bhatia@icicibank.com">mohit.bhatia@icicibank.com</a>	9810086455

**(e) If Paying through PAYTM:**

Level	Name	Email ID	Contact Number
1	Shailesh	<a href="mailto:education.support@paytm.com">education.support@paytm.com</a>	7827407411
2	Ambreen Fatma	<a href="mailto:education.support@paytm.com">education.support@paytm.com</a>	0120-4789521

**(f) NTA Helpdesk Contact details (in case the payment related issues are not resolved through the above mentioned Helplines of the concerned Bank/Payment Gateway Integrator):**

**Email:** [ugcnet@nta.ac.in](mailto:ugcnet@nta.ac.in)

**Phone No.:** 0120-6895200

**3. Procedure to raise payment related Grievance:**

After (successful completion of Step-4, Confirmation Page of the Application Form, should be downloaded and a printout of the same may be retained for future reference. The Confirmation Page of the online Application Form could be generated **only after successful payment by the Candidate.**

In case the Confirmation Page is not generated after payment of prescribed Fee, then the candidate should approach the concerned Bank/Payment Gateway integrator (in the helpline number and email given in Annexure- I of the Information Bulletin), for ensuring the successful payment. In spite of above, if successful transaction is not reflected on the Portal, the candidate may contact NTA Helpline. If the payment issue is still not resolved, the candidate may pay second time.

However, any duplicate payment received from the candidate by NTA in course of said transactions will be refunded through the same payment mode through which the duplicate payment is received, after fee reconciliation by NTA.

**4. Information to be provided by the Candidate while raising any payment related query/grievance through QRS/email/Helplines: -**

- a. Name of the Bank and /or payment Gateway.
- b. Date and time of the transaction
- c. Transaction Number
- d. Bank Reference Number
- e. Proof of transaction
- f. Screenshot from the payment portal (in case of payment failure).

**ANNEXURE-II****List of NET Subjects and their Codes**

Note: Syllabi for all NET Subjects can be downloaded from the UGC website:  
<https://www.ugcnetonline.in/syllabus-new.php>

National Testing Agency will not send the syllabus to individual candidates.

S. No.	Subject	Subject Code
1	Adult Education/ Continuing Education/ Andragogy/ Non Formal Education.	46
2	Anthropology	07
3	Arab Culture and Islamic Studies	49
4	Arabic	29
5	Archaeology	67
6	Assamese	36
7	Bengali	19
8	Bodo	94
9	Buddhist, Jaina, Gandhian and Peace Studies	60
10	Chinese	32
11	Commerce	08
12	Comparative Literature	72
13	Comparative Study of Religions	62
14	Computer Science and Applications	87
15	Criminology	68
16	Defence and Strategic Studies	11
17	Dogri	33
18	Economics / Rural Economics /Co-operation / Demography / Development Planning/ Development Studies / Econometrics/ Applied Economics / Development Economics / Business Economics	01
19	Education	09
20	Electronic Science	88
21	English	30
22	Environmental Sciences	89
23	Folk Literature	71
24	Forensic Science	82
25	French (French Version)	39
26	Geography	80
27	German	44
28	Gujarati	37
29	Hindi	20
30	History	06
31	Home Science	12
32	Human Rights and Duties	92
33	Indian Culture	50
34	Japanese	45
35	Kannada	21
36	Kashmiri	84
37	Konkani	85
38	Labour Welfare / Personnel Management / Industrial Relations/ Labour and Social Welfare / Human Resource Management	55
39	Law	58
40	Library and Information Science	59

41	Linguistics	31
42	Maithili	18
43	Malayalam	22
44	Management (including Business Admn. Mgt./Marketing / Marketing Mgt. / Industrial Relations and Personnel Mgt. / Personnel Mgt. / Financial Mgt. / Co-operative Management)	17
45	Manipuri	35
46	Marathi	38
47	Mass Communication and Journalism	63
48	Museology & Conservation	66
49	Music	16
50	Nepali	34
51	Oriya	23
52	Pali	83
53	Performing Art - Dance/Drama/Theatre	65
54	Persian	42
55	Philosophy	03
56	Physical Education	47
57	Political Science	02
58	Politics including International Relations/International Studies including Defence / Strategic Studies, West Asian Studies, South East Asian Studies, African Studies, South Asian Studies, Soviet Studies, American Studies.	90
59	Population Studies	15
60	Prakrit	91
61	Psychology	04
62	Public Administration	14
63	Punjabi	24
64	Rajasthani	43
65	Russian	41
66	Sanskrit	25
67	Sanskrit traditional subjects (including Jyotisha/Sidhanta Jyotish/ Navya Vyakarna/ Vyakarna/ Mimansa/ Navya Nyaya/ Sankhya Yoga/ Tulanatmaka Darsan/ Shukla Yajurveda/ Madhav Vedant/ Dharmasasta/ Sahitya/ Puranotihasa /Agama).	73
68	Santali	95
69	Sindhi	101
70	Social Medicine & Community Health	81
71	Social Work	10
72	Sociology	05
73	Spanish	40
74	Tamil	26
75	Telugu	27
76	Tourism Administration and Management.	93
77	Tribal and Regional Language/Literature	70
78	Urdu	28
79	Visual Art (including Drawing & Painting/Sculpture Graphics/Applied Art/History of Art)	79
80	Women Studies	74
81	Yoga	100

“\*” The candidates with Master’s Degree in Geography (with specialization in Population Studies) or Mathematics/ Statistics are also eligible to appear in the subject “Population Studies” (Code 015).

“\*\*” The candidates with Master’s Degree in Humanities (including languages) and Social Sciences are eligible to appear in subject “Women Studies” (Code 074).

**Note: General Paper on Teaching and Research Aptitude (Paper-I) is compulsory for all.**

**List of Cities for Centres of UGC-NET December 2020 cycle (May 2021)**

Examination will be held at the following cities, provided there are sufficient numbers of candidates in the city.

Sl. No.	State/Union Territory	City	City code
1	ARUNACHAL PRADESH	ITANAGAR/NAHARLAGUN	AL01
2	ASSAM	DIBRUGARH	AM01
3	ASSAM	GUWAHATI	AM02
4	ASSAM	JORHAT	AM03
5	ASSAM	SILCHAR (ASSAM)	AM04
6	ASSAM	TEZPUR	AM05
7	ANDAMAN AND NICOBAR	PORT BLAIR	AN01
8	ANDHRA PRADESH	ANANTAPUR	AP01
9	ANDHRA PRADESH	BHIMAVARAM	AP03
10	ANDHRA PRADESH	CHIRALA	AP04
11	ANDHRA PRADESH	CHITTOOR	AP05
12	ANDHRA PRADESH	ELURU	AP06
13	ANDHRA PRADESH	GUNTUR	AP07
14	ANDHRA PRADESH	KADAPA	AP08
15	ANDHRA PRADESH	KAKINADA	AP09
16	ANDHRA PRADESH	KURNOOL	AP10
17	ANDHRA PRADESH	NELLORE	AP11
18	ANDHRA PRADESH	ONGOLE	AP12
19	ANDHRA PRADESH	RAJAHMUNDRY	AP13
20	ANDHRA PRADESH	SRIKAKULAM	AP14
21	ANDHRA PRADESH	TIRUPATHI	AP16
22	ANDHRA PRADESH	VIJAYAWADA	AP17
23	ANDHRA PRADESH	VISAKHAPATNAM	AP18
24	ANDHRA PRADESH	VIZIANAGARAM	AP19
25	ANDHRA PRADESH	NARASARAOPET	AP20
26	ANDHRA PRADESH	PRODDATUR	AP21
27	ANDHRA PRADESH	SURAMPALEM	AP23
28	BIHAR	BHAGALPUR	BR02
29	BIHAR	DARBHANGA	BR04
30	BIHAR	GAYA	BR05
31	BIHAR	MUZAFFARPUR	BR06
32	BIHAR	PATNA	BR07
33	BIHAR	PURNEA	BR08
34	BIHAR	ARRAH	BR09
35	CHHATTISGARH	BHILAI NAGAR/DURG	CG01
36	CHHATTISGARH	BILASPUR (CHHATTISGARH)	CG02
37	CHHATTISGARH	RAIPUR	CG03
38	CHANDIGARH	CHANDIGARH/MOHALI	CH01
39	DAMAN & DIU and DADRA & NAGAR HAVELI	DAMAN	DD01
40	DAMAN & DIU and DADRA & NAGAR HAVELI	DIU	DD02
41	DELHI	DELHI/NEW DELHI	DL01



42	DAMAN & DIU and DADRA & NAGAR HAVELI	DADRA & NAGAR HAVELI	DN01
43	GUJARAT	AHMEDABAD/GANDHINAGAR	GJ01
44	GUJARAT	ANAND	GJ02
45	GUJARAT	BHAVNAGAR	GJ03
46	GUJARAT	JAMNAGAR	GJ06
47	GUJARAT	JUNAGADH	GJ07
48	GUJARAT	MEHSANA	GJ08
49	GUJARAT	RAJKOT	GJ10
50	GUJARAT	SURAT	GJ11
51	GUJARAT	VADODARA	GJ12
52	GUJARAT	VALSAD/VAPI	GJ13
53	GUJARAT	HIMATNAGAR	GJ14
54	GOA	PANAJI/MADGAON	GO01
55	HIMACHAL PRADESH	BILASPUR (HIMACHAL PRADESH)	HP01
56	HIMACHAL PRADESH	HAMIRPUR (HIMACHAL PRADESH)	HP03
57	HIMACHAL PRADESH	KANGRA/PALAMPUR	HP04
58	HIMACHAL PRADESH	SHIMLA	HP06
59	HIMACHAL PRADESH	SOLAN	HP07
60	HIMACHAL PRADESH	MANDI	HP08
61	HIMACHAL PRADESH	UNA	HP09
62	HIMACHAL PRADESH	KULLU	HP10
63	HARYANA	AMBALA	HR01
64	HARYANA	FARIDABAD	HR03
65	HARYANA	GURUGRAM	HR04
66	HARYANA	HISSAR	HR05
67	HARYANA	KARNAL	HR06
68	HARYANA	KURUKSHETRA	HR07
69	HARYANA	PANIPAT	HR08
70	HARYANA	SONIPAT	HR09
71	HARYANA	YAMUNA NAGAR	HR10
72	JHARKHAND	BOKARO STEEL CITY	JH01
73	JHARKHAND	DHANBAD	JH02
74	JHARKHAND	JAMSHEDPUR	JH03
75	JHARKHAND	RANCHI	JH04
76	JHARKHAND	HAZARIBAGH	JH05
77	JAMMU AND KASHMIR	BARAMULLA	JK01
78	JAMMU AND KASHMIR	JAMMU	JK02
79	JAMMU AND KASHMIR	SAMBA	JK03
80	JAMMU AND KASHMIR	SRINAGAR (J & K)	JK04
81	KARNATAKA	BELAGAVI(BELGAUM)	KK02
82	KARNATAKA	BELLARY	KK03
83	KARNATAKA	BENGALURU	KK04
84	KARNATAKA	BIDAR	KK05
85	KARNATAKA	DAVANAGERE	KK06
86	KARNATAKA	GULBARGA	KK08
87	KARNATAKA	HASSAN	KK09
88	KARNATAKA	DHARWAD/HUBBALLI(HUBLI)	KK10
89	KARNATAKA	MANGALURU(MANGALORE)	KK12
90	KARNATAKA	MYSURU(MYSORE)	KK14

91	KARNATAKA	SHIVAMOGA(SHIMOGA)	KK15
92	KARNATAKA	TUMAKURU	KK16
93	KARNATAKA	UDUPI/MANIPAL	KK17
94	KARNATAKA	MANDYA	KK18
95	KERALA	ALAPPUZHA/CHENGANNUR	KL01
96	KERALA	ERNAKULAM/ANGAMALY/MOOVATT UPUZHA	KL04
97	KERALA	IDUKKI	KL05
98	KERALA	KANNUR	KL07
99	KERALA	KASARAGOD	KL08
100	KERALA	KOLLAM	KL09
101	KERALA	KOTTAYAM	KL11
102	KERALA	KOZHIKODE	KL12
103	KERALA	MALAPPURAM	KL13
104	KERALA	PALAKKAD	KL15
105	KERALA	PATHANAMTHITTA	KL16
106	KERALA	THIRUVANANTHAPURAM	KL17
107	KERALA	THRISSUR	KL18
108	LAKSHADWEEP	KAVARATTI	LD01
109	LADAKH	LEH	LL01
110	MEGHALAYA	SHILLONG	MG01
111	MANIPUR	IMPHAL	MN01
112	MADHYA PRADESH	BALAGHAT	MP01
113	MADHYA PRADESH	BETUL	MP02
114	MADHYA PRADESH	BHOPAL	MP03
115	MADHYA PRADESH	CHHINDWARA	MP05
116	MADHYA PRADESH	GWALIOR	MP06
117	MADHYA PRADESH	INDORE	MP07
118	MADHYA PRADESH	JABALPUR	MP08
119	MADHYA PRADESH	REWA	MP11
120	MADHYA PRADESH	SAGAR	MP12
121	MADHYA PRADESH	SATNA	MP13
122	MADHYA PRADESH	UJJAIN	MP15
123	MAHARASHTRA	AHMEDNAGAR	MR01
124	MAHARASHTRA	AKOLA	MR02
125	MAHARASHTRA	AMRAVATI	MR03
126	MAHARASHTRA	AURANGABAD (MAHARASHTRA)	MR04
127	MAHARASHTRA	CHANDRAPUR	MR09
128	MAHARASHTRA	DHULE	MR10
129	MAHARASHTRA	JALGAON	MR13
130	MAHARASHTRA	KOLHAPUR	MR14
131	MAHARASHTRA	LATUR	MR15
132	MAHARASHTRA	MUMBAI/NAVI MUMBAI	MR16
133	MAHARASHTRA	NAGPUR	MR17
134	MAHARASHTRA	NANDED	MR18
135	MAHARASHTRA	NASHIK	MR19
136	MAHARASHTRA	PUNE	MR22
137	MAHARASHTRA	RAIGAD	MR23
138	MAHARASHTRA	RATNAGIRI	MR24
139	MAHARASHTRA	SANGLI	MR25

140	MAHARASHTRA	SATARA	MR26
141	MAHARASHTRA	SOLAPUR	MR27
142	MAHARASHTRA	THANE	MR28
143	MAHARASHTRA	WARDHA	MR29
144	MIZORAM	AIZAWL	MZ01
145	NAGALAND	DIMAPUR	NL01
146	NAGALAND	KOHIMA	NL02
147	ODISHA	BALASORE	OR02
148	ODISHA	BERHAMPUR-GANJAM	OR03
149	ODISHA	BHUBANESWAR	OR04
150	ODISHA	CUTTACK	OR05
151	ODISHA	DHENKANAL	OR06
152	ODISHA	ROURKELA	OR08
153	ODISHA	SAMBALPUR	OR09
154	PUNJAB	AMRITSAR	PB01
155	PUNJAB	BHATINDA	PB02
156	PUNJAB	JALANDHAR	PB04
157	PUNJAB	LUDHIANA	PB05
158	PUNJAB	PATHANKOT	PB07
159	PUNJAB	PATIALA/FATEHGARH SAHIB	PB08
160	PUNJAB	SANGRUR	PB11
161	PUDUCHERRY	PUDUCHERRY	PO01
162	RAJASTHAN	AJMER	RJ01
163	RAJASTHAN	ALWAR	RJ02
164	RAJASTHAN	BIKANER	RJ05
165	RAJASTHAN	JAIPUR	RJ06
166	RAJASTHAN	JODHPUR	RJ07
167	RAJASTHAN	KOTA	RJ08
168	RAJASTHAN	SIKAR	RJ09
169	RAJASTHAN	SRIGANGANAGAR	RJ10
170	RAJASTHAN	UDAIPUR	RJ11
171	SIKKIM	GANGTOK	SM01
172	TRIPURA	AGARTALA	TA01
173	TELANGANA	HYDERABAD/SECUNDERABAD/RAN GA REDDY	TL01
174	TELANGANA	KARIMNAGAR	TL02
175	TELANGANA	KHAMMAM	TL03
176	TELANGANA	MAHBUBNAGAR	TL04
177	TELANGANA	NALGONDA	TL05
178	TELANGANA	WARANGAL	TL07
179	TAMIL NADU	CHENNAI	TN01
180	TAMIL NADU	COIMBATORE	TN02
181	TAMIL NADU	CUDDLALORE	TN03
182	TAMIL NADU	KANCHIPURAM	TN05
183	TAMIL NADU	KANYAKUMARI/NAGERCOIL	TN06
184	TAMIL NADU	MADURAI	TN08
185	TAMIL NADU	NAMAKKAL	TN10
186	TAMIL NADU	SALEM	TN11
187	TAMIL NADU	THANJAVUR	TN12
188	TAMIL NADU	THOOTHUKUDI	TN13

189	TAMIL NADU	TIRUCHIRAPPALLI	TN14
190	TAMIL NADU	TIRUNELVELI	TN15
191	TAMIL NADU	TIRUVALLUR	TN16
192	TAMIL NADU	VELLORE	TN18
193	TAMIL NADU	VIRUDHUNAGAR	TN20
194	UTTARAKHAND	DEHRADUN	UK01
195	UTTARAKHAND	HALDWANI	UK02
196	UTTARAKHAND	HARIDWAR	UK03
197	UTTARAKHAND	NAINITAL	UK04
198	UTTARAKHAND	PANTNAGAR	UK05
199	UTTARAKHAND	ROORKEE	UK06
200	UTTAR PRADESH	AGRA	UP01
201	UTTAR PRADESH	ALIGARH	UP02
202	UTTAR PRADESH	ALLAHABAD	UP03
203	UTTAR PRADESH	BAREILLY	UP04
204	UTTAR PRADESH	FAIZABAD	UP06
205	UTTAR PRADESH	GHAZIABAD	UP07
206	UTTAR PRADESH	GORAKHPUR	UP08
207	UTTAR PRADESH	NOIDA/GREATER NOIDA	UP09
208	UTTAR PRADESH	JHANSI	UP10
209	UTTAR PRADESH	KANPUR	UP11
210	UTTAR PRADESH	LUCKNOW	UP12
211	UTTAR PRADESH	MATHURA	UP13
212	UTTAR PRADESH	MEERUT	UP14
213	UTTAR PRADESH	MORADABAD	UP15
214	UTTAR PRADESH	MUZAFFARNAGAR	UP16
215	UTTAR PRADESH	SITAPUR	UP17
216	UTTAR PRADESH	VARANASI	UP18
217	WEST BENGAL	ASANSOL	WB01
218	WEST BENGAL	BURDWAN(BARDHAMAN)	WB02
219	WEST BENGAL	DURGAPUR	WB04
220	WEST BENGAL	HOOGLHY	WB06
221	WEST BENGAL	HOWRAH	WB07
222	WEST BENGAL	KALYANI	WB08
223	WEST BENGAL	KOLKATA	WB10
224	WEST BENGAL	SILIGURI	WB11

## List of subjects at Post Graduation Level and their Codes

Subjects of Post Graduation	Code	Subjects of Post Graduation	Code
Economics	801	Law	851
Political Science	802	Library and Information Science	852
Philosophy	803	Buddhist	853
Psychology	804	Comparative Study of Religions	854
Sociology	805	Mass Communication and Journalism	855
History	806	Performing Arts – Dance/ Drama/ Theatre	856
Anthropology	807	Museology & Conservation	857
Commerce	808	Archaeology	858
Education	809	Criminology	859
Social Work	810	Tribal and Regional Language/ Literature	860
Defence and Strategic Studies	811	Folk Literature	861
Home Science	812	Comparative Literature	862
Public Administration	813	Sanskrit Traditional Subjects	863
Population Studies	814	Jyotisha	864
Music	815	SidhantaJyotisha	865
Management	816	NavyaVyakarna	866
Maithili	817	Vyakarna	867
Bengali	818	Mimamsa	868
Hindi	819	NavyaNyaya	869
Kannada	820	Sankhya Yoga	870
Malayalam	821	TulanatmakaDarsana	871
Oriya	822	Shukla Yojurveda	872
Sculpture	823	Madhv Vedanta	873
Sanskrit	824	Dharma Sastra	874
Tamil	825	Sahitya	875
Telugu	826	Puranaitihasa	876
Urdu	827	Agama	877
Arabic	828	Women Studies	878
English	829	Visual Art	879
Linguistics	830	Drawing & Painting	880
Chinese	831	Computer Science and Applications	881
Dogri	832	Konkani	882
Nepali	833	Kashmiri	883
Manipuri	834	Pali	884
Assamese	835	Forensic Science	885
Gujarati	836	Social Medicine & Community Health	886
Marathi	837	Geography	887
French	838	History of Art	888
Spanish	839	Applied Art	889
Russian	840	Graphics	890
Persian	841	Electronic Science	891
Rajasthani	842	Environmental Sciences	892
German	843	International and Area Studies	893
Japanese	844	Prakrit	894
Adult Education/ Continuing Education	845	Human Rights and Duties	895
Andragogy / Non Formal Education	846	Tourism Administration and Management	896
Physical Education	847	Punjabi	897
Arab Culture and Islamic Studies	848	Advaita Vedanta	898
Indian Culture	849	Bodo	899
Labour Welfare/ Personnel Management/ Industrial Relations/ Labour and Social Welfare/ Human Resource Management	850	Santali	900

### List of Post Graduation Courses and their Codes

Post Graduation Courses	Code
Master of Ayurvedacharya (Ayurvedacharya)	01
Master of Acharya (Acharya)	02
Master of Law (L.L.M.)	03
Master of Architecture (M. Arch.)	04
Master of Commerce (M.Com)	05
Master of Dance (M. Dance)	06
Master of Education (M.Ed.)	07
Master of Library Science (M. Lib. Sc.)	08
Master of Literature (M.Litt.)	09
Master of Music (M.Mus)	10
Master of Pharmacy (M.Pharm.)	11
Master of Business Administration (MBA)	12
Master of Computer Applications (MCA)	13
Master of Financial Management (M.F.M.)	14
Master of Human Resource Development (M.H.R.D.)	15
Master of International Business (M.I.B)	16
Master of Marketing Management (M. Mkt. M.)	17
Master of Optometry (M. Optom.)	18
Master of Hospital Administration (MHA)	19
Master of Journalism and Mass Communication (MJMC)	20
Master of Mass Communication (MMC)	21
Master of Occupational Therapy (MOT)	22
Master of Public Health (MPH)	23
Master of Social Work (MSW)	24
Master of Planning (M. Plan)	25
Master of Science (M.Sc.)	26
Master of Statistics (M. Stat.)	27
Master of Technology (M.Tech.)	28
Master of Veterinary Science (M.V.Sc.)	29
Master of Arts (MA)	30
Master of Foreign Trade (M.F.T.)	31
Master of Physical Education (M.P.Ed.)	32
Master of Tourism Management (MTM)	33
Master of Physical Education and Sports Sciences (MPES)	34
Others	35

**ANNEXURE -VI**

**Certificate regarding physical limitation to write in an examination**

Certificate No. \_\_\_\_\_ Dated \_\_\_\_\_

This is to certify that Mr./Ms. \_\_\_\_\_

Aged \_\_\_\_\_ Years, Son/Daughter of Mr./Mrs. \_\_\_\_\_

R/o \_\_\_\_\_



\_\_\_\_\_ ,  
with December 2020 Cycle (May 2021) of UGC NET Application No. \_\_\_\_\_ and  
December 2020 Cycle (May 2021) of UGC NET Roll No. \_\_\_\_\_, has  
the following Disability (name of the Specified Disability) \_\_\_\_\_ in (percentage) of  
\_\_\_\_\_ (in words) \_\_\_\_\_ (in  
Figures).

- **Please tick on the “Specified Disability”**  
(Assessment may be done on the basis of Gazette of India. Extraordinary, Part-II, Section 3 Sub-section (ii), Ministry of Social Justice and Empowerment)

S. No.	Category	Type of Disability	Specified Disability
1.	Physical Disability	Locomotor Disability	a. Leprosy cured person, b. cerebral palsy, c. dwarfism, d. muscular dystrophy, e. acid attack victims.
		Visual Impairment	a. blindness, b. low vision
		Hearing Impairment	a. deaf, b. hard of hearing
		Speech & Language Disability	Permanent disability arising out of conditions such as laryngectomy or aphasia affecting one or more components of speech and language due to organic or neurological causes.
2.	Intellectual Disability		a. specific learning disabilities/perceptual disabilities: Dyslexia, Dysgraphia, Dyscalculia, Dyspraxia & Developmental Aphasia) b. autism spectrum disorder
3.	Mental Behaviour		a. mental illness
4.	Disability caused due to	i. Chronic Neurological Conditions	a. multiple sclerosis b. Parkinson's disease
		ii. Blood disorder	a. Haemophilia, b. Thalassemia, c. Sickle cell disease
5.	Multiple Disabilities		More than one of the above specified disabilities including deaf blindness

This is to further certify that he/she has physical limitation which hampers his/her writing capabilities to write the Examination owing to his/her disability.

Signature

Name: \_\_\_\_\_

Chief Medical Officer/ Civil Surgeon/ Medical Superintendent  
Government Health Care Institution with Seal

**Letter of Undertaking for Using Own Scribe**

I \_\_\_\_\_, a candidate with \_\_\_\_\_ (name of the disability) appearing for the \_\_\_\_\_ (name of the examination) bearing Roll No. \_\_\_\_\_ at \_\_\_\_\_ (name of the centre) in the District \_\_\_\_\_, \_\_\_\_\_ (name of the State). My qualification is \_\_\_\_\_.

I do hereby state that \_\_\_\_\_ (name of the scribe) will provide the service of scribe/reader/lab assistant for the undersigned for taking the aforesaid examination.


I do hereby undertake that his/her qualification is \_\_\_\_\_.

I further certify that the scribe whose photograph and particulars are mentioned below, is not COVID-19 + and a certificate to this effect from Competent Authority is enclosed to this letter.

(Signature of the candidate with Disability)

Place:

Date:



(Self- Attested Photograph)

Name of Scribe	ID of the Scribe	ID Number




## List of States/ Union Territories and their Codes

Name of State/UT (In Alphabetical order)	Code
ANDAMAN & NICOBAR ISLANDS	01
ANDHRA PRADESH	02
ARUNACHAL PRADESH	03
ASSAM	04
BIHAR	05
CHANDIGARH	06
CHHATTISGARH	07
DADRA & NAGAR HAVELI	08
DAMAN & DIU	09
DELHI/NEW DELHI	10
GOA	11
GUJARAT	12
HARYANA	13
HIMACHAL PRADESH	14
JAMMU & KASHMIR	15
JHARKHAND	16
KARNATAKA	17
KERALA	18
LADAKH	19
LAKSHADWEEP	20
MADHYA PRADESH	21
MAHARASHTRA	22
MANIPUR	23
MEGHALAYA	24
MIZORAM	25
NAGALAND	26
ODISHA	27
PUDUCHERRY	28
PUNJAB	29
RAJASTHAN	30
SIKKIM	31
TAMIL NADU	32
TELANGANA	33
TRIPURA	34
UTTAR PRADESH	35
UTTARAKHAND	36
WEST BENGAL	37


## Replica of Application Form

Click on 'New Registration tab' to register as a new candidate. Once registered, candidates can sign in using the credentials registered with.



**Ministry of Education**  
Government of India

**UGC-NET December 2020 Cycle**  
May 2021



**NATIONAL TESTING AGENCY**  
Creating the Assessment

[Home](#)

### Steps to apply online

- ✓ Apply for Online Registration
- ✓ Fill Online Application Form
- ✓ Upload Scanned Photo & Signature
- ✓ Pay Examination Fee

Application Form UGC-NET December 2020 Cycle  
May 2021

New Registration

### Only Registered Candidates Sign In

Application Form UGC-NET December 2020 Cycle May 2021

Application No

Password


Security Pin as shown below  
(Case Sensitive)

Security Pin 2GU734

Sign In

[Forgot Password ?](#)      [Forgot Application No ?](#)

**Disclaimer:**  
This site is designed and hosted by NIC eCounselling division and the contents are provided by NTA. For any further information, please contact NTA. (Ver 1.0.136.2.0)



On registering this page opens up. Please go through the details carefully before proceeding to the next step.



### Instructions and Procedure for online submission of Application Form

[Download Information Bulletin](#)

1. Please read the Information Bulletin carefully before you start filling the Online Application Form.
2. Candidates should apply 'ON-LINE' only through official website <https://ugnet.nta.nic.in>.

3. **Examination Fees**

Category	Fee Amount
General	Rs. 1000/- (One Thousand)
OBC-(NCL)/EWS	Rs. 500/- (Five Hundred)
SC / ST / Person with Disabilities(PwD)/Transgender	Rs. 250 /- (Two Hundred Fifty)

Service Charges & GST (as applicable) will be charged extra by the Bank.

4. **Application Procedure: 3 Simple Steps to be followed to apply online**

**Step 1:** Register for Online Application Form and note down system generated Application Number. The candidate should supply all the details while filling the Online Application Form and is also required to create PASSWORD and choose Security Question and enter his/her Answer. After successful submission of the personal details, Application number will be generated and it will be used to complete the remaining Steps of the Application Form and will also be required for all future correspondence. For subsequent logins, candidate will be able to login directly with the respective system generated Application Number and created Password.

**Step 2:** Complete the Application Form Candidate can login with the system generated Application Number and created Password for completing the Application Form.

**Step 3:** Upload Scanned Images of Candidate Photograph and Candidate Signature :

1. The photograph should be recent and coloured or black/white (but clear contrast).
2. Scanned photograph and signature should be in JPG/JPEG format.
3. Size of scanned photograph should be between 10 kb to 200 kb.
4. Size of scanned signature should be between 4 kb to 30 kb.

**Note :** Upload the correct Photograph and Signature as the facility for correction will not be given.

**Step 4:** Pay Examination Fee by Debit/Credit Card/UPI/Net Banking/PAYTM : The candidate has to select Debit card/Credit card/UPI/Net banking/PAYTM option to pay the application fee and follow the online instruction to complete the payment of fee. After successful payment, candidate will be able to print the Confirmation Page. In case the Confirmation Page is not generated after payment of fee then the transaction is cancelled and the candidates have to approach the concerned bank for refund of amount. However the candidate has to make another payment/transaction, in case the Confirmation Page is not generated.

**THESE STEPS CAN BE DONE TOGETHER OR SEPARATELY ALSO.**

5. **Important Instruction about PASSWORD**

- During online form filling, candidate will be required to choose PASSWORD and Security Question and its Answer. Candidate is advised to record/remember their password for all future logins.
- The Password must be as per the following Password policy.
- For subsequent logins, candidate will be able to login directly with their respective system generated Application Number and the chosen Password.
- Candidate is advised not to disclose or share their password with anybody. Neither NTA nor NIC will be responsible for violation or misuse of the password of a candidate.
- Candidate can change his/her passwords after login, if desired.
- Candidate should remember to log out at the end of their session so that the particulars of the candidate cannot be tampered or modified by unauthorized persons.

6. **How to reset your Password :** The following options are available to reset Password

7. The Application Number printed on the computer generated Confirmation Page must be mentioned in all such correspondences. It is therefore essential to note down the application number printed on the Confirmation Page.

I have downloaded Information Bulletin, read and understood all the Instructions therein as well as those mentioned above, and filling up the online application form accordingly.



[Click here to Proceed](#)

Fill out the details carefully as particulars submitted once for candidate registration cannot be changed.

Home

Registration Application Form Document Upload Fee Payment

### Personal Details

Candidate's Name	Test		
Father's Name	Test F		
Mother's Name	Test M		
Date of Birth	01	March (03)	1990
Gender	Male		
Identity Type	Any Other Valid Govt Identity with photograph		
Enter Valid Govt Identity Number	ABCD1234		

### Contact Details

Address	House No. 01Block B		
Locality(Optional)	Type A		
City/Town/Village	City X		
Country	India		
State /UT	DELHI		
District	CENTRAL DELHI		
Pin Code	110001		
Land Line No. with STD code or any other Contact No. (Optional)			
Email Address	abc@****.com		
Mobile Number	91	98*****85	

### Permanent Address

Same As Present Address

### Choose Password

Password	.....
Confirm Password	.....
Security Question	Which is your favourite book ?
Security Answer	.....

### Security Pin

Enter security pin (case sensitive) 112J96

Security Pin 112J96

Submit

Please review your details before pressing the 'final submit' button.

### Review Page - Online Registration Form

Review the following particulars carefully. If you would like to change any particulars entered, you may do so by pressing 'EDIT REGISTRATION FORM' button or press 'FINAL SUBMIT' button for final submission.

#### Personal Details

Candidate's Name:	TEST	Father's Name:	TEST F
Mother's Name:	TEST M	Date of Birth:	01-03-1990
Gender:	Male	Identity Type:	Any Other Valid Govt Identity with photograph
Any Other Valid Govt Identity with photograph:	ABCD1234		

#### Contact Details

Address:	House No. 01 Block B	Locality(Optional):	Type A
City/Town/Village:	CITY X	Country:	India
State /UT:			CENTRAL DELHI
Pin Code:			
Email Address:			- 7827981323

#### Permanent Address

Address:	House No. 01 Block B	Locality(Optional):	Type A
City/Town/Village:	CITY X	Country:	India
State /UT:	DELHI	District:	CENTRAL DELHI
Pin Code:	110001		

#### Account Details

Security Question: Which is your favourite book ?	Security Answer: (Not shown due to security reasons)	Password:	(Not shown due to security reasons)
---	--	-----------	-------------------------------------

#### Particulars checklist to be verified

Kindly verify all the particulars listed below carefully. Once submitted Registration Form finally, changes can not be made.

My Name   
  Date of Birth   
  Father Name   
  Mother Name   
  Gender   
  Address  
 Mobile Number   
  Email ID

#### Permanent Address

Address:	House No. 01 Block B	Locality(Optional):	Type A
City/Town/Village:	CITY X	Country:	India
State /UT:	DELHI	District:	CENTRAL DELHI
Pin Code:	110001		

#### Account Details

Security Question: Which is your favourite book ?	(Not shown due to security reasons)
---	-------------------------------------

#### Particulars checklist to be verified

Kindly verify all the particulars listed below carefully. Once submitted Registration Form finally, changes can not be made.

My Name   
  Date of Birth   
  Father Name   
  Mother Name   
  Gender   
  Address  
 Mobile Number   
  Email ID

#### Declaration

I hereby declare that I have filled up this online application after carefully reading the information Bulletin and fully understanding the provisions/ procedures mentioned therein. I further declare that all the particulars given by me in this application are true to the best of my knowledge and belief. I agree that my Result may be withheld/ not declared/ my candidature may automatically stand cancelled. In case it is found at any point of time in future that false information has been furnished in this application. I shall abide by these terms and conditions as well as those laid down in the Information Bulletin, Public Notices and Advisories issued by NTA regarding this exam from time to time.

I Agree

EDIT Registration Form
Final Submit

This message will be sent via SMS on the registered mobile number after successful registration (Step-1).

< **National Informatics Centre**  
AD-NICSMS

3:25 PM

Dear Applicant, you have completed step 1 of Application Form for UGC-NET December 2020 cycle . Your Application No. is [210510000022](#). Please complete the remaining steps of the Application Form.

The following screen appears on completion of Step-1. Click 'Complete Application Form' to move to Step-2.

Application Status	
Registration Form	Completed
Application Form	Incomplete
Upload Documents	Incomplete
Application Fee Payment	Incomplete

You have completed **Registration Form**. Please note down the Application Number for future references.

Application Number : 2105 1000 0022

Fill the Application Form by clicking on button as shown below.

[Complete Application Form](#)

Fill out all the details carefully on the 'Application Form'.

Home | Change Password | Register Query | Logout
Name: Test | Application No: 2105 1000 0023

Registration
Application Form
Document Upload
Fee Payment

### Personal Details

Candidate's Name	<input type="text" value="TEST"/>		
Date of Birth	<input type="text" value="01"/>	<input type="text" value="05"/>	<input type="text" value="1990"/>
Gender	<input type="text" value="Male"/>		
Father's Name	<input type="text" value="TEST F"/>		
Mother's Name	<input type="text" value="TEST M"/>		
Nationality	<input type="text" value="Indian"/>		
Category	<input type="text" value="General"/>		
If you are a PwD Candidate, do you have benchmark disability (40% or more / 'Severe' where percentage is not defined)?	<input type="text" value="Yes"/>		
Type of Disability	<input type="text" value="Speech &amp; language disability as specified in the Schedule of RPwD Act, 2016"/>		
Do you need scribe (as the criteria given in the Information Bulletin)?	<input type="text" value="Yes - I shall bring my own scribe"/>		
Are You Diabetic?	<input type="text" value="No"/>		
Annual Income of the Parents/Guardian	<input type="text" value="Greater than 2 Lakhs and Less or Equal to 4 Lakhs"/>		
Do you belong to Minority Community?	<input type="text" value="No"/>		
Subject Name in Post Graduate Exam	<input type="text" value="Economics"/>		

### Apply For

Apply For	<input type="text" value="JRF &amp; ASSISTANT PROFESSOR"/>		
Subject Opted for NET	<input type="text" value="Economics / Rural Economics / Co-operation / Demography / Development Planning/ Development Studies / Econometrics/ Applied Economics/Development Eco./Business Economics"/>		
1st Choice for Exam City	<input type="text" value="DELHI (NCT)"/>	<input type="text" value="DELHI/NEW DELHI"/>	
2nd Choice for Exam City	<input type="text" value="UTTAR PRADESH"/>	<input type="text" value="GHAZIABAD"/>	
3rd Choice for Exam City	<input type="text" value="UTTAR PRADESH"/>	<input type="text" value="NOIDA/GREATER NOIDA"/>	
4th Choice for Exam City	<input type="text" value="HARYANA"/>	<input type="text" value="GURUGRAM"/>	

### Education Details

Post Graduate Marks Details			
Pass Status	Year of Passing/appearing	Course/Stream Name	
<input type="text" value="Passed"/>	<input type="text" value="2016"/>	<input type="text" value="Master of Arts (MA)"/>	
Qualifying Examination From	Qualifying Examination State	Board/University Name	
<input type="text" value="India"/>	<input type="text" value="DELHI"/>	<input type="text" value="University of Delhi, Delhi-110007, (Central University)"/>	
Result Mode	Total Marks	Obtained Marks	Marks(%)
<input type="text" value="Percentage"/>	<input type="text" value="500"/>	<input type="text" value="350"/>	<input type="text" value="70.00"/>

### Doctorate Details

Whether already a doctoral student?	<input type="text" value="No"/>
-------------------------------------	---------------------------------

### Research/M.Phil/PhD/Ex-Serviceman Details

Specialization, if Any	<input type="text" value="Economics"/>
Whether you Possess Research Experience in the subject of PG Degree	<input type="text" value="NO"/>
Whether M.Phil Passed	<input type="text" value="PURSUING"/>
Whether Ph.D. Passed	<input type="text" value="NO"/>
Whether you are an Ex-Serviceman?	<input type="text" value="NO"/>

### Security Pin

Enter security pin (use sensitive)	<input type="text" value="M9593J"/>
Security Pin	<span style="background-color: #ccc; padding: 2px 5px; border-radius: 5px;">M9593J</span>

Submit

Please review your details of 'Application Form' before pressing the 'final submit' button.

<b>Post Graduate Marks Details</b>	
Pass Status : Passed	Year of Passing/appearing : 2016
Course/Stream Name : Master of Arts (MA)	Qualifying Examination From : India
Qualifying Examination State : DELHI	Board/University Name : University of Delhi, Delhi-110007, (Central University)
Result Mode : Percentage	Obtained Marks : 359
Total Marks : 500	Marks(%) : 70
<b>Doctorate Details</b>	
Whether already a doctoral student? : No	
<b>Research/M.Phil/PhD/Ex-Serviceman Details</b>	
Specialization, If Any : Economics	
Whether you Possess Research Experience in the subject of PG Degree: NO	
Whether M.Phil Passed: PURSUING	
Whether Ph.D. Passed: NO	
Whether you are an Ex-Serviceman ? : NO	

**Review Page !!** Close X

Please review the following information carefully  
 If you would like to change any information entered, you may do so by pressing  
**'EDIT APPLICATION FORM DATA'** button or press **'FINAL SUBMIT'** button for final submission.

**Particulars checklist to be verified**

Kindly verify all the particulars listed below carefully. Once submitted Application Form finally, changes cannot be made.

My Name   
  Father Name   
  Mother Name   
  Date of Birth   
  Gender   
  Category  
 Person with Disability (PwD)   
  Examination Cities   
  Educational Details   
  Applied For   
  Subject Applied For

**Declaration**

I hereby declare that I have filled up this online application after carefully reading the Information Bulletin and fully understanding the provisions/ procedures mentioned therein. I further declare that all the particulars given by me in this application are true to the best of my knowledge and belief. I agree that my Result may be withheld/ not declared/ my candidature may automatically stand cancelled, in case it is found at any point of time in future that false information has been furnished in this application. I shall abide by these terms and conditions as well as those laid down in the Information Bulletin, Public Notices and Advisories issued by NTA regarding this exam from time to time.

I Agree

EDIT APPLICATION FORM DATA
Final Submit

<b>Post Graduate Marks Details</b>	
Pass Status : Passed	Year of Passing/appearing : 2016
Course/Stream Name : Master of Arts (MA)	Qualifying Examination From : India
Qualifying Examination State : DELHI	Board/University Name : University of Delhi, Delhi-110007, (Central University)
Result Mode : Percentage	Obtained Marks : 359
Total Marks : 500	Marks(%) : 70
<b>Doctorate Details</b>	
Whether already a doctoral student? : No	
<b>Research/M.Phil/PhD/Ex-Serviceman Details</b>	
Specialization, If Any : Economics	
Whether you Possess Research Experience in the subject of PG Degree: NO	
Whether M.Phil Passed: PURSUING	
Whether Ph.D. Passed: NO	
Whether you are an Ex-Serviceman ? : NO	
<b>Particulars checklist to be verified</b>	
Kindly verify all the particulars listed below carefully. Once submitted Application Form finally, changes cannot be made.	
<input checked="" type="checkbox"/> My Name <input checked="" type="checkbox"/> Father Name <input checked="" type="checkbox"/> Mother Name <input checked="" type="checkbox"/> Date of Birth <input checked="" type="checkbox"/> Gender <input checked="" type="checkbox"/> Category <input checked="" type="checkbox"/> Person with Disability (PwD) <input checked="" type="checkbox"/> Examination Cities <input checked="" type="checkbox"/> Educational Details <input checked="" type="checkbox"/> Applied For <input checked="" type="checkbox"/> Subject Applied For	
<b>Declaration</b>	
I hereby declare that I have filled up this online application after carefully reading the Information Bulletin and fully understanding the provisions/ procedures mentioned therein. I further declare that all the particulars given by me in this application are true to the best of my knowledge and belief. I agree that my Result may be withheld/ not declared/ my candidature may automatically stand cancelled, in case it is found at any point of time in future that false information has been furnished in this application. I shall abide by these terms and conditions as well as those laid down in the Information Bulletin, Public Notices and Advisories issued by NTA regarding this exam from time to time.	
<input checked="" type="checkbox"/> I Agree	
<span style="background-color: #e91e63; color: white; padding: 2px 10px; border-radius: 3px;">EDIT APPLICATION FORM DATA</span> <span style="background-color: #0070c0; color: white; padding: 2px 10px; border-radius: 3px; margin-left: 10px;">Final Submit</span>	



Pass Status : Passed  
 Course/Stream Name : Master of Arts (MA)  
 Qualifying Examination State : Delhi  
 Result Mode : Percentage  
 Total Marks : 500

Year of Passing/Appearing : 2014  
 Qualifying Examination From : India  
 Board/University Name : University of Delhi, Delhi-110007, Central University  
 Obtained Marks : 350  
 Mark(s) : 70

**Doctorate Details**  
 Whether already a doctoral student? : No

**Research/M.Phil/PhD/Ex-Serviceman Details**  
 Specialization, If Any : Economics  
 Whether you Possess Research Experience in the  
 Whether you...

**Particulars checklist to be verified**  
 Kindly verify all the particulars listed below carefully. Once submitted Application Form finally, changes can not be made.

My Name     Father Name     Mother Name     Date of Birth     Gender     Category  
 Person With Disability (PWD)     Examination Cities     Educational Details     Applied for     Subject Applied For

**Declaration**  
 I hereby declare that I have filled up this online application after carefully reading the Information Bulletin and fully understanding the provisions/ procedures mentioned therein. I further declare that all the particulars given by me in this application are true to the best of my knowledge and belief. I agree that my result may be withheld/ not declared/ my candidature may automatically stand cancelled. In case it is found at any point of time in future that false information has been furnished in this application, I shall abide by these terms and conditions as well as those laid down in the Information Bulletin, Public Notices and Advisories issued by NTA regarding this exam from time to time.

Agree

[EDIT APPLICATION FORM DATA](#)    [Final Submit](#)

The following screen appears on completion of Step-2. Click 'Upload Images' to move to Step-3.

Application Status	
Registration Form	Completed
Application Form	Completed
Upload Documents	Incomplete
Application Fee Payment	Incomplete

**You have completed step 2 of Online Application Form.**

If you want to edit filled Application Form then click 'Edit Application Form' button shown below. Otherwise proceed for uploading of scanned images by clicking 'Upload Images' button to complete step 3.

Application Number : 2105 1000 0022

[Edit Application Form](#)    [Upload Images](#)

Upload the Photograph and Signature as per specification mentioned in Step-3. Click 'submit and preview' button to move to the verification step.

Name: TEST    Application No: 210510000022

Registration Applications Form Document Upload Fee Payment

### Upload Documents

Please upload the following Scanned Files carefully.



S.No.	Required Document	Document Specifications	Upload
1	Photograph	Document Format: JPG Min Size (KB): 10 Max Size (KB): 200	<input type="button" value="Choose File"/> pic.jpg 
2	Signature	Document Format: JPG Min Size (KB): 4 Max Size (KB): 30	<input type="button" value="Choose File"/> sign_n.jpg 

Verify the Photograph and Signature before uploading them.

Name: TEST    Application No: 210510000022


Registration Applications Form Document Upload Fee Payment


### Preview of Uploaded Documents

S.No.	Required Document	Preview	Check & Verify
1	Photograph	File Name: pic.jpg  <a href="#">Click Here For Large View</a>	<input checked="" type="checkbox"/> Self Verified recent Photograph in colour or black & white with 80% face (without mask) visible including ears against white background
2	Signature	File Name: sign_n.jpg  <a href="#">Click Here For Large View</a>	<input checked="" type="checkbox"/> Self Verified

Security Pin

Enter Security Pin (case sensitive)

Security Pin  

I have verified Uploaded Documents carefully 

The following screen appears on completion of Step-3. Click 'Pay Examination Fee' to move to Step-4. The Application Form and the uploaded documents can be edited before moving to the payment gateway.

Application Status	
Registration Form	Completed
Application Form	Completed
Upload Documents	Completed
Application Fee Payment	Incomplete

You have completed step 3 of Application Form for UGC-NET December 2020 cycle  
 The processing of application form will be completed only after the payment of fee. After payment of Fee, you will not be able to edit the filled Application Form data and Uploaded Documents.  
**You are required to pay the fee Rs. 250/- .**  
 Application Number : 2105 1000 0022

[Edit Application Form](#)
[Edit Uploaded Documents](#)
[Pay Examination Fee Rs. 250/-](#)

Proceed for online fee payment.



**Activity :** Examination Fee Payment

**Select Mode of Payment**

Online Payment

[Proceed for payment](#)

**Note:** Fee can be deposited through Debit/Credit Card/Net Banking/UPI/Paytm Services

Select the payment provider for online fee payment.

User Details			
Candidate Name	TEST	Fee Amount	250/-
Application Number	210510000022	Customer Id	21051000002201901
Date of Birth	01-03-1000		




Examination Fee Collection	
<b>Select Payment Provider :</b>	<input type="radio"/> SBI MOPS (Debit Card/Credit Card/UPI/Net Banking of any bank)
	<input type="radio"/> Syndicate Bank Payment Gateway (Debit Card/Credit Card/UPI/Net Banking of any bank)
	<input type="radio"/> ICICI Bank Payment Gateway (Debit Card/Credit Card/UPI/Net Banking of any bank)
	<input type="radio"/> HDFC Bank Payment Gateway (Debit Card/Credit Card/UPI/Net Banking of any bank)
	<input type="radio"/> Paytm Payment Gateway (Debit Card/UPI/Net Banking/Credit Card/Paytm Wallet)

[PROCEED FOR PAYMENT](#)

Click here to [Cancel](#) this Transaction.

Snapshot of the Confirmation Page with details as filled on the Application Form.

Confirmation Page

<b>Application No.</b>		<b>2105 1000 0022</b>			
DO NOT SEND THIS PAGE TO NATIONAL TESTING AGENCY (NTA).					
CANDIDATE IS REQUESTED TO RETAIN THE PRINTOUT OF CONFIRMATION PAGE FOR FUTURE REFERENCE.					
<b>Personal Details</b>					
Candidate's Name	TEST	Date of Birth	01-03-1990		
Mother's Name	TEST M	Category	General		
Father's Name	TEST F	Gender	Male		
If you are a PwD Candidate, do you have benchmark disability (40% or more / "Severe" where percentage is not defined) ?	Yes	Type of Disability	Speech & language disability as specified in the Schedule of RPwD Act, 2016		
Do you need scribe (as the criteria given in the Information Bulletin) ?	Yes - I shall bring my own scribe	Nationality	Indian		
Do you belong to Minority Community ?	No	Name of Minority Community			
Annual Income of the Parents/Guardian	Greater than 2 Lakhs and Less or Equal to 4 Lakhs	Are You Diabetic?	NO		
Subject Name in Post Graduate Exam	Economics				
<b>Apply For</b>					
Apply For	JRF & ASSISTANT PROFESSOR	Subject Opted for NET	Economics / Rural Economics /Co-operation / Demography / Development Planning/ Development Studies / Econometrics/ Applied Economics/Development Eco./Business Economics		
1st Choice for Exam City	DELHI (NCT) - DELHI/NEW DELHI	2nd Choice for Exam City	UTTAR PRADESH - GHAZIABAD		
3rd Choice for Exam City	UTTAR PRADESH - NOIDA/GREATER NOIDA	4th Choice for Exam City	HARYANA - GURUGRAM		
<b>Doctorate Details</b>					
Whether already a doctoral student?	No				
<b>Research/M.Phil/PhD/Ex-Serviceman Details</b>					
Specialization, if Any	Economics				
Whether you Possess Research Experience in the subject of PG Degree	NO				
Whether M.Phil Passed	Pursuing				
Whether Ph.D. Passed	NO				
Whether you are an Ex-Serviceman ?	NO				
<b>Contact Details</b>					
Address	HOUSE NO. 01BLOCK B	Locality	TYPE A		
City/Town/Village	CITY X	Country	India		
State /UT	DELHI	District	CENTRAL DELHI		
Pin Code	110001	Email Address	nta*****@gmail.com		
Mobile Number	782****323	Land Line No. with STD code or any other Contact No.	--		
<b>Fee Payment Details</b>					
Payment Mode:	Pay through SBI(MOPS)	Transaction ID:	IGAKIEULM4		
Exam Fee:	1/-	Date of Transaction:	22/01/2021 17:23:27		
Fee Submitted On:	22/01/2021				
<b>DECLARATION</b>					
I hereby declare that all the particulars given by me in this form are true to the best of my knowledge and belief and any mistake / misinformation, detected at the time of admission or at any stage in future, will result in the cancellation of admission/candidature. I have read the information bulletin and understood all the procedures. In case I furnish any false information, my result will not be declared/ my candidature will automatically stand cancelled. I shall abide by terms and conditions therein.					
<b>Images Uploaded by Candidate</b>					
<b>Photograph</b>			<b>Signature</b>		
					
<b>List of Document Uploaded</b>					
Photograph,Signature					

IP Address : 14.139.49.130

Date of Downloading : 22/01/2021 05:23:52 PM

This message will be sent via SMS on the registered mobile number after successful payment and generation of Confirmation Page (Step-4).

< **National Informatics Centre**  
AD-NICSMS

5:23 PM

Dear Candidate, Your Application No. is '[210510000022](#)'. You have successfully submitted your Application Form for UGC-NET December 2020 cycle . Kindly download the Confirmation Page. Please regularly visit the <https://ugcnet.nta.nic.in> for updates. UGC-NET December 2020 cycle

**A F F I D A V I T**  
**(MUST BE ON Rs.50/- STAMP PAPER)**

I \_\_\_\_\_ son/wife of \_\_\_\_\_  
*(father/mother name)*  
resident of \_\_\_\_\_

\_\_\_\_\_ do hereby make oath and state as under:-

1. That the Deponent is the father / mother of \_\_\_\_\_  
*(candidate name)*
2. That the deponent's daughter is a Single Girl Child/Twin Daughter/Fraternal Daughter of the family and there is no other male and female child in my family.

Verified at \_\_\_\_\_ on this \_\_\_\_\_ that the contents of the above  
*(place)* *(date - month - year)*  
affidavit are true and correct to my personal knowledge and belief.

**DEPONENT Signature** .....

**Name** .....

**Full Address** .....

.....

.....

Seal & Signature of .....  
SDM / First Class Magistrate / Gazetted Officer (not below the rank of Tehsildar)  
certifying the aforesaid declaration.

**SELF DECLARATION OF MINORITY COMMUNITY BY CANDIDATE FOR SUPPORT  
FOR MINORITY STUDENTS**

**DECLARATION**

I, ..... Son/Daughter of.....  
Resident of .....hereby  
declare that I belong to the (Muslims/Sikhs/Christians/Buddhists/Jains and Zoroastrains  
(Parsis) which is a notified minority community as per Section 2 (c) of National  
Commission for Minorities Act, 1992).

Date: .....

Place: .....

Signature of Candidate: .....

Name of the Candidate: .....

### Computer Based Test (CBT)

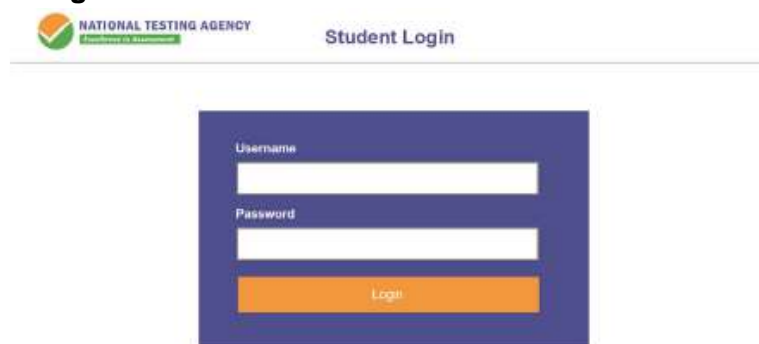
A CBT requires candidate to sit in front of a computer terminal (node) allocated to him/her by the Exam Centre against his/her Roll number and Admit card. After logging the candidate will get detailed instructions for the examination. At the designated time of start of examination, the candidate will be able to proceed and see the questions on the computer screen using the computer mouse. Candidate will have the option to change / modify/ edit / answers already entered any time during the examination.

#### Procedure for appearing in Computer Based Test (CBT):

(Sample/mock test will be available on NTA website: [www.nta.ac.in](http://www.nta.ac.in) for hands on practice)

- A computer terminal (node) indicating roll number will be allocated to each candidate. The Candidate has to sit before his /her allocated computer only. Any candidate found to have changed room/hall or the computer on their own other than the one allotted would lead to cancellation of candidature and no plea in this regard would be entertained.
- For login, the candidate will have to enter **login-ID and password**. The computer terminal allotted to the candidate will display WELCOME login screen, Candidate's photograph and subject opted by the candidate.

#### Candidate Login Page



The screenshot shows the 'Student Login' page of the National Testing Agency. At the top left is the NTA logo with the text 'NATIONAL TESTING AGENCY' and 'Excellence in Education'. To the right of the logo is the text 'Student Login'. Below this is a login form with a blue background. It contains two input fields: 'Username' and 'Password'. Below the password field is an orange 'Login' button.

#### Candidate Welcome Screen



The screenshot shows the 'Candidate Welcome Screen' of the National Testing Agency. At the top left is the NTA logo with the text 'NATIONAL TESTING AGENCY' and 'Excellence in Education'. Below the logo is a placeholder for a candidate's photograph, represented by a grey silhouette. Below the placeholder is the text 'Welcome, Atul Singh'. At the bottom is a blue 'Proceed' button.

- After login, the candidate shall be able to see the detailed instructions for the examination. Candidate is advised to go through the instructions carefully regarding the type of










questions and marking scheme. At the designated time of start of the examination, the candidate will be able to proceed and see the questions on the computer screen.

## General Instruction Page

**Please read the Instructions carefully**

### General Instructions:

1. Total duration of Examination is 60 minutes.
2. The clock will be set at the server. The countdown timer in the top right corner of screen will display the remaining time available for you to complete the examination. When the timer reaches zero, the Examination will end by itself. You will not be required to end or submit your examination.
3. The Questions Palette displayed on the right side of screen will show the status of each question using one of the following symbols:
  -  You have not visited the question yet.
  -  You have not answered the question.
  -  You have answered the question.
  -  You have NOT answered the question but have marked the question for review.
  -  The question(s) "Answered and Marked for Review" will be considered for evaluation.
4. You can click on the ">" arrow which appears to the left of question palette to collapse the question palette thereby maximizing the question window. To view the question palette again, you can click on "<" which appears on the right side of question window.
5. You can click on your "Profile" image on top right corner of your screen to change the language during the exam for entire question paper. On clicking of Profile image you will get a drop-down to change the question content to the desired language.
6. You can click on  to navigate to the bottom and  to navigate to top of the question are, without scrolling.

### Navigating a Question:

7. To answer a question, do the following:
  - a. Click on the question number in the Question Palette at the right of your screen to go to that numbered question directly. Note that using this option does NOT save your answer to the current question.
  - b. Click on **Save & Next** to save your answer for the current question and then go to the next question.
  - c. Click on **Mark for Review & Next** to save your answer for the current question, mark it for review, and then go to the next question.

### Answering a Question:

8. Procedure for answering a multiple-choice type question:
  - a. To select your answer, click on the button of one of the options.
  - b. To deselect your chosen answer, click on the button of the chosen option again or click on the **Clear Response** button
  - c. To change your chosen answer, click on the button of another option
  - d. To save your answer, you MUST click on the Save & Next button.
  - e. To mark the question for review, click on the Mark for Review & Next button.

- To change your answer to a question that has already been answered, first select that question for answering and then follow the procedure for answering that type of question.

### **Navigating through Sections:**

- Sections in this question paper are displayed on the top bar of the screen. Questions in a section can be viewed by click on the section name. The section you are currently viewing is highlighted.
- After click the Save & Next button on the last question for a section, you will automatically be taken to the first question of the next section.
- You can shuffle between sections and questions anything during the Examination as per your convenience only during the time stipulated.
- Candidate can view the corresponding section summery as part of the legend that appears in every section above the question palette.

The keyboard attached to the computer, if any, will be disabled during the entire duration of the examination. Depending on the type of question, the answers to questions can either be entered by clicking on the virtual on-screen keyboard (numeric or otherwise) using the computer mouse or by clicking the chosen option(s) using the computer mouse. Candidates will have the option to change/modify answers already entered anytime during the entire duration of the examination.

In case the computer/mouse allotted to any candidate malfunctions anytime during the test, he/she will be immediately allotted another computer system and the time lost due to this will be adjusted in the server so as to give the candidate the full allotted time.

The on-screen computer clock counter of every candidate will be set at the server. The countdown timer in the top right side of computer screen will display the time remaining (in minutes) available for the candidate to complete the examination. When the timer reaches zero, the Examination will end by itself. Candidate will not be required to end or submit the examination.

The screenshot displays the examination interface. At the top, a header bar shows the candidate's name as "[Your Name]", the exam name as "UGC-NET", the subject name as "English-Paper 2-Dec-2019", and the remaining time as "01:59:39". A language dropdown menu is set to "English".

The main content area displays "Question 1:" with the text: "Which of the following combinations best describes the typical methodology of literary research?". Below the text are four multiple-choice options:

- (1) Direct, empirical and quantitative
- (2) Phenomenological, speculative and abstract
- (3) Textual, critical and historical
- (4) Synoptic, conceptual and speculative

Each option has a radio button next to it. Below the options are four buttons: "SAVE & NEXT", "CLEAR", "SAVE & MARK FOR REVIEW", and "MARK FOR REVIEW & NEXT". At the bottom of the question area are navigation buttons: "<< BACK", "NEXT >>", and a green "SUBMIT" button.

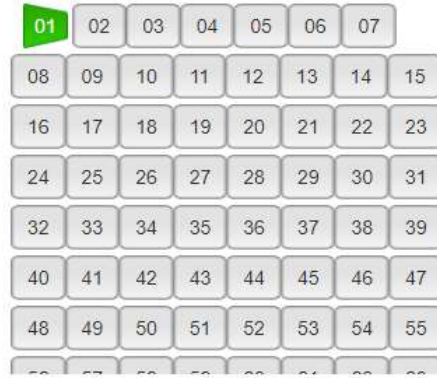
On the right side, there is a legend and a numeric keypad. The legend shows four categories: "Not Visited" (99), "Not Answered" (1), "Answered" (0), and "Marked for Review" (0). Below the legend is a numeric keypad with buttons for digits 01 through 55. The keypad is currently empty.

- (d) The Question Palette displayed on the right side of screen will show the status of each question using one of the following symbols:



The question(s) “Answered and Marked for Review” status for a question indicates that candidate would like to have a relook at that question again. A candidate has the option of answering a question and simultaneously “Marked for Review”, these answers will be considered for evaluation. However, if a candidate has simply put “Marked for Review” for a question without answering it, the corresponding question marked for review without an answer will not be considered for evaluation. It may be noted that a candidate can return to any “Marked for Review” question any time during the Examination by clicking on the corresponding question number icon displayed on the Question Palette of the corresponding section.

- (e) Candidate can click on the “>” arrow which appears to the left of question palette to collapse the question palette thereby maximizing the question viewing window. To view the question palette again, candidate can click on “<” which appears on the right side of question window.
- (f) Candidate can click on to navigate to the bottom and to navigate to the top of the question area, without scrolling. Using the computer mouse the candidate can scroll up and down the question viewing area for viewing the entire question.
- (g) The full paper can be viewed by clicking the “Question Paper” icon on the top right corner of the screen.
- (h) Blank Sheets for doing rough work/calculations shall be provided to the candidates. The Blanks Sheets would have a Header page for the candidates to write down his/her Name and Roll Number. All calculations/writing work are to be done only in the Blank Sheets provided at the centre in the Examination Room/Hall and on completion of the test candidates must hand over the rough sheets to the invigilator on duty in the Room/Hall.
- (i) Navigating a Question To navigate between questions within a Paper, candidate needs to do the following:**
- Click on the question number in the Question Palette at the right of the screen to go to that numbered question directly. Note that using this option does NOT save the answer to the currently displayed question.
  - Click on “Save & Next” to save the answer of any question. Clicking on “Save & Next” will save the answer for the current question and the next question will be displayed on the candidate’s computer screen.
  - Click on “Mark for Review & Next” to mark a question for review (without answering it) and proceed to the next question.



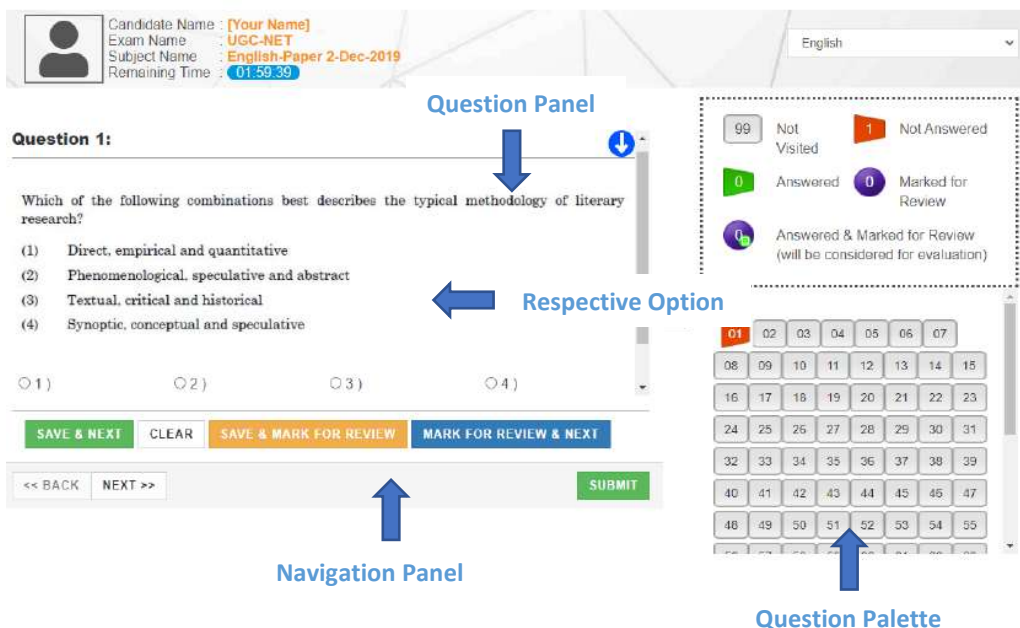
**(j) Answering a Question**

To navigate between questions within a Paper, candidate needs to do the following:

- (i) Procedure for answering a multiple-choice type question:
  - (a) To select the option(s), click on the corresponding button(s) of the option(s).
  - (b) To deselect the chosen answer, click on the button of the chosen option again or click on the “Clear Response” button.
  - (c) To save the answer, the candidate MUST click on the “Save & Next” button.
  - (d) To mark the question for review (without answering it), click on the “Mark for Review & Next” button.

**(k) Navigating through sections:**

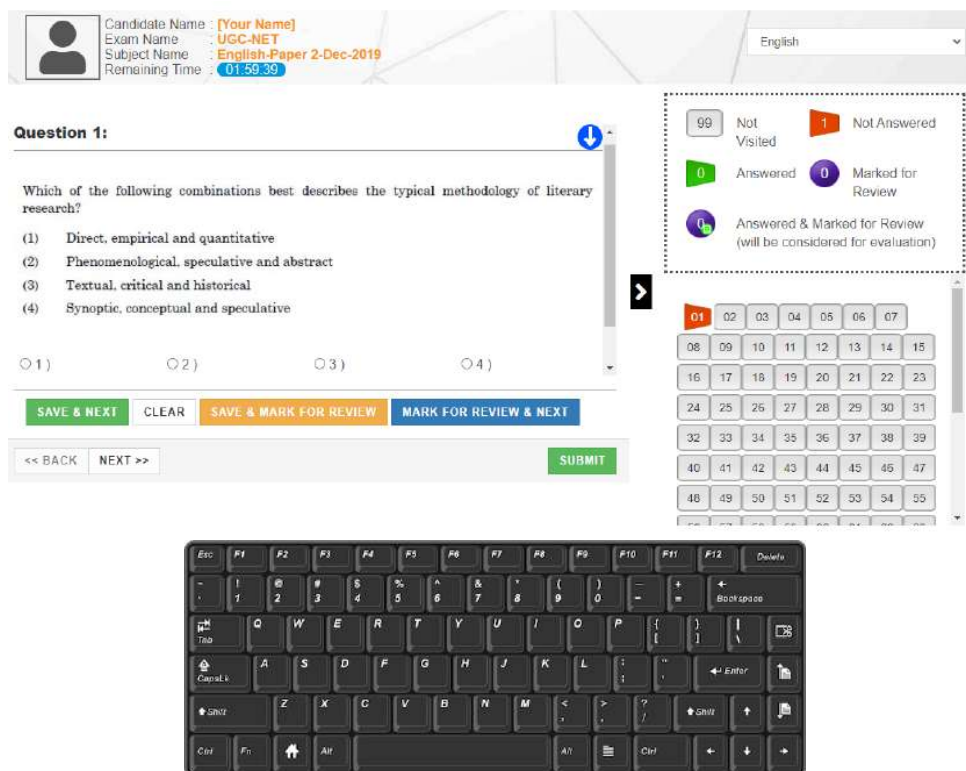
- (i) Sections in the question paper are displayed on the top bar of the screen. Questions in a section can be viewed by clicking on the section name. The section in which candidate is currently viewing will be highlighted.
- (ii) After clicking the “Save & Next” button on the last question for a section, candidate will automatically be taken to the first question of the next section.
- (iii) Candidate can shuffle between sections and questions within sections anytime during the Examination as per the convenience only during the time stipulated.
- (iv) Candidate can view the corresponding section summary as part of the legend that appears in every section above the question palette.



**(l) Procedure for answering questions that require inputs from on-screen virtual key board (numeric or otherwise):**

- (a) Candidate will have to use the on-screen virtual keyboard (that would be displayed just below the question statement of these types of questions) and the attached computer mouse to enter his/her answer in the space provided for answer.

**On Screen Virtual Keyboard**



- (b) The answer can be changed, if required, anytime during the test. To save the answer, the candidate MUST click on the “Save & Next” button.
- (c) To mark the question for review (without answering it), click on the “Mark for Review & Next” button.

**Candidate will have the option to change previously saved answer of any question, anytime during the entire duration of the test. To change the answer to a question that has already been answered, first select the corresponding question from the Question Palette, then click on “Clear Response” to clear the previously entered answer and subsequently follow the procedure for answering that type of question.**

**(m)ROUGH WORK:**

All calculations/writing work are to be done only in the rough sheet provided at the Centre in the Examination Room/Hall and on completion of the test candidates must hand over the rough sheets to the invigilator on duty in the Room/Hall.

**Procedure to be adopted for compilation of NTA scores for multi session Papers  
(Normalization procedure based on PERCENTILE SCORE)**

NTA may conduct examinations on multiple dates, generally in two sessions per day. The candidates will be given different sets of questions per session and it is quite possible that in spite of all efforts of maintaining equivalence among various question papers, the difficulty level of these question papers administered in different sessions may not be exactly the same. Some of the candidates may end up attempting a relatively tougher set of questions when compared to other sets. The candidates who attempt the comparatively tougher examination are likely to get lower marks as compared to those who attempt the easier one. In order to overcome such a situation, “**Normalization procedure based on Percentile Score**” will be used for ensuring that candidates are neither benefitted nor disadvantaged due to the difficulty level of the examination. With the objective of ensuring that a candidate’s true merit is identified, and that a level playing field is created in the above context, the Normalization Procedure, set out below shall be adopted, for compiling the NTA scores for multi session papers.

**The process of Normalization is an established practice for comparing candidate scores across multi session papers and is similar to those being adopted in other large educational selection tests conducted in India. For normalization across sections, NTA shall use the percentile equivalence.**

**Percentile Scores:** Percentile scores are scores based on the relative performance of all those who appear for the examination. Basically the marks obtained are transformed into a scale ranging from 100 to 0 for each session of examinees.

**The Percentile Score indicates the percentage of candidates that have scored EQUAL TO OR BELOW (same or lower raw scores) that particular Percentile in that examination. Therefore the topper (highest score) of each session will get the same Percentile of 100 which is desirable. The marks obtained in between the highest and lowest scores are also converted to appropriate Percentiles.**

**The Percentile score will be the Normalized Score for the examination** (instead of the raw marks of the candidate) and shall be used for preparation of the merit lists.

**The Percentile Scores will be calculated up to 7 decimal places to avoid bunching effect and reduce ties.**

**The Percentile score of a Candidate is calculated as follows:**

$$\frac{100 \times \text{Number of candidates appeared in the 'Session' with raw score EQUAL TO OR LESS than the candidate}}{\text{Total number of the candidates appeared in the 'Session'}}$$

**Note:** The Percentile of the Total shall **NOT be** an aggregate or average of the Percentile of individual subject. Percentile score is not the same as percentage of marks obtained.

**Example:** Suppose a test was held in 4 sessions of examinees as per details given below: -

**(Allocation of Days and shifts were done randomly)**

(a) **Distribution of candidates were as follows:**

**Session-1:** Day-1 Shift-1, **Session-2:** Day-1 Shift-2, **Session-3:** Day-2 Shift-1 and  
**Session-4:** Day-2 Shift-2

Session	Day/Shift	No of Candidates			Marks	
		Absent	Appeared	Total	Highest	Lowest
Session-1	Day-1 Shift-1	3974	28012	31986	335	-39
Session-2	Day-1 Shift-2	6189	32541	38730	346	-38
Session-3	Day-2 Shift-1	6036	41326	47362	331	-49
Session-4	Day-2 Shift-2	9074	40603	49677	332	-44
<b>Total (Session-1 to Session-4)</b>		25273	142482	167755	346	-49

In this method of scoring the HIGHEST RAW SCORE in each paper (irrespective of the raw scores) will be the 100 Percentile indicating that 100% of candidates have scores equal to or lesser than the highest scorer/ topper for that session.

**Highest Raw Score and Percentile Score:** All the highest raw scores will have normalized Percentile Score of 100 for their respective session.

Session	Total Candidates Appeared	Highest Raw Score	Candidates who scored EQUAL OR LESS THAN Highest Raw Score	Percentile Score	Remarks
Session-1	28012	335	28012	$100.000000 \left[ \frac{28012}{28012} * 100 \right]$	i.e. <b>all the highest raw scores</b> would be <b>normalized</b> to 100 Percentile Score for their respective session.
Session -2	32541	346	32541	$100.000000 \left[ \frac{32541}{32541} * 100 \right]$	
Session -3	41326	331	41326	$100.000000 \left[ \frac{41326}{41326} * 100 \right]$	
Session -4	40603	332	40603	$100.000000 \left[ \frac{40603}{40603} * 100 \right]$	

**Lowest Raw Score and Percentile Score:** Percentile Score of all the lowest raw scores will depend on the total number of candidates who have taken the examination for their respective session.

Session	Total Candidates Appeared	Lowest Raw Score	Candidates who scored EQUAL OR LESS THAN Lowest Raw Score	Percentile Score	Remarks
Session -1	28012	-39	1	$0.0035699 \left[ \frac{1}{28012} * 100 \right]$	i.e. Percentile Score of <b>all the lowest raw scores are different</b> i.e. Percentile Score depend on the total number of candidates who have taken the examination for their respective session.
Session -2	32541	-38	1	$0.0030730 \left[ \frac{1}{32541} * 100 \right]$	
Session -3	41326	-49	1	$0.0024198 \left[ \frac{1}{41326} * 100 \right]$	
Session -4	40603	-44	1	$0.0024629 \left[ \frac{1}{40603} * 100 \right]$	

The following is a further explanation of the interpretation of the raw scores and Percentile Score in Session-3 (Day-2 and Shift-1) with 41326 candidates who have taken the examination.

Candidate	Percentile Score	No of Candidates	Raw Score	Remark
<b>A</b>	<b>100.000000</b> [[41326/41326]*100]	<b>1</b>	<b>331</b>	Indicates that amongst those appeared, 100% have scored either EQUAL TO OR LESS THAN the candidate A ( <b>331 raw score</b> ).
				It also indicates that no candidate has scored more than the candidate A ( <b>331 raw score</b> ).
<b>B</b>	<b>90.1224411</b> [[37244/41326]*100]	<b>77</b>	<b>121</b>	Indicates that amongst those appeared, 90.1224411% have scored either EQUAL TO OR LESS THAN the candidate B ( <b>121 raw score</b> ).
				It also indicates that remaining candidates have scored more than candidate B ( <b>121 raw score</b> ).
<b>C</b>	<b>50.4549194</b> [[20851/41326]*100]	<b>381</b>	<b>41</b>	Indicates that amongst those appeared, 50.4549194% have scored either EQUAL TO OR LESS THAN the candidate C ( <b>41 raw score</b> ).
				It also indicates that remaining those appeared have scored more than candidate C ( <b>41 raw score</b> ).
<b>D</b>	<b>31.7040120</b> [[13102/41326]*100]	<b>789</b>	<b>25</b>	Indicates that amongst those appeared, 31.7040120% have scored either EQUAL TO OR LESS THAN the candidate D ( <b>25 raw score</b> ).
				It also indicates that remaining candidates have scored more than candidate D ( <b>25 raw score</b> ).
<b>E</b>	<b>1.1034216</b> [[456/41326]*100]	<b>100</b>	<b>-15</b>	Indicates that amongst those appeared, 1.1034216% have scored either EQUAL TO OR LESS THAN the candidate E ( <b>-15 raw score</b> ).
				It also indicates that remaining candidates have scored more than candidate E ( <b>-15 raw score</b> ).

#### STEP-BY-STEP PROCEDURE FOR NORMALIZATION AND PREPARATION OF RESULT:

##### Step-1: Distribution of Examinees in two shifts:

Candidates have to be distributed into two sessions randomly so that each session has approximately equal number of candidates. These two sessions would be as follows:

**Session-1:** Day-1 Shift-1, **Session-2:** Day-1 Shift-2

In the event of more number of days or less number of shifts, the candidates will be divided accordingly.

This will ensure that there is no bias in the distribution of candidates who shall take the examination. Further, with a large population of examinees spread over the entire country the possibility of such bias becomes remote.



### Step-2: Preparation of Results for each Session:

The examination results for **each session** would be prepared in the form of

- Raw Scores
- Percentiles Scores of Total raw scores.

The Percentiles would be calculated for each candidate in the Session as follows:

Let TP1 be the Percentile Scores of Total Raw Score of that candidate.

$$\text{Total Percentile (TP1)} : 100 \times \frac{\text{No. of candidates appeared from the session with raw score EQUAL TO OR LESS than T1 score}}{\text{Total No. of candidates appeared in the session}}$$

### Step-3: Compilation of NTA score and Preparation of Result:

The Percentile scores for the Total Raw Score for all the sessions (**Session-1: Day-1 Shift-1, Session-2: Day-1 Shift-2**) as calculated in **Step-2** above would be merged and shall be called the **NTA scores** which will then be used for compilation of result and further processing for deciding the allocation.

In the events of the percentiles for the multi-shifts being dissimilar / unequal, the lowest will be the eligibility cut-off for that category for all candidates (i.e. all shifts).

For Example: In the examination held in two shifts, if the 40% marks correspond to a Percentile score of 78 in Shift 1 and 79 in Shift 2, then all those equal to or above 78 percentiles (Percentile score of 100 to 78) in both shifts will become eligible in General Category. Similar method will be adopted for the other categories to determine eligibility cut-offs. In case the examination is held in more number of shifts the same principle shall apply.

### COMMON SERVICES CENTRES/FACILITATION CENTRES

Candidates, who are not well conversant to submit the online application due to various constraints, can use the services of Common Services Centre, Ministry of Electronics and Information Technology, Government of India under the Digital India initiatives of Hon'ble Prime Minister. The Common Services Centre (CSC) scheme is a part of the ambitious national e-Governance Plan (NeGP) of Government of India and is managed at each village panchayat level by a Village level Entrepreneur (VLE)

There are more than 1.5 lakhs Common Services Centres (CSC) across the country which will provide the desired support to candidates from urban as well as rural areas in online submission of Application Form and payment of fee through e-wallet. The list of the Common Services Centre is available on website: [www.csc.gov.in](http://www.csc.gov.in).

**Note:** *To know nearest Common Services Centre, please open link*  
<http://gis.csc.gov.in/locator/csc.aspx>

**Test Practice Centres (TPCs)****What is a Test Practice Centre (TPCs)?**

The Ministry of Human Resource Development mandated the NTA to set up, establish and create a network of Test Practice Centres for candidates, especially in remote and rural areas to enable them to practice and be comfortable in taking a Computer Based Test (CBT). This facility is completely free of cost. Candidates can register online (on NTA website) where they are provided a convenient TPC near to their location to practice on a given computer node. This facilitates and eases the process of being able to take a Computer Based Test (CBT). The entire experience of using a computer is close to the actual experience of taking a CBT. All efforts are made to provide practice tests and questions so that candidates can familiarize themselves with logging into the system, go through the detailed instructions regarding the test, use the mouse or numeric keyboard on screen (virtual) for attempting each question, scroll down to the next question, navigate between questions, review and edit their options and submit questions.

The objective of TPCs is primarily to organize test practice for the upcoming NTA examinations.

### Important Points to Note:

- (i) In order to appear in **December 2020 Cycle (May 2021) of UGC NET**, the candidates are required to apply 'online'. The Application Form other than online mode shall not be accepted. (No Application Form will be accepted through offline mode i.e. through fax/application including e-mail etc). The candidates, before submitting the Online Application Form, shall ensure their eligibility to appear in the test.
- (ii) Online submission of application may be done by **accessing the NTA official website:** [ugcnet.nta.nic.in](http://ugcnet.nta.nic.in).
- (iii) **Online Application Form cannot be withdrawn once it is submitted successfully.**
- (iv) Application Form of candidates who do not fulfill the eligibility criteria shall be rejected.
- (v) A candidate is allowed to **submit only one Application Form. If a candidate submits more than one Application Form, the candidature is likely to be cancelled.**
- (vi) The Candidates should fill their complete postal address with PIN Code for further correspondence. **The NTA shall not be held responsible for any loss due to incorrect address given by the applicant in the Online Application Form.**
- (vii) The Candidate must ensure that e-mail address and Mobile Number provided **in the Online Application Form are their own (which cannot be changed later)** as communication may be sent by NTA through **e-mail or SMS.**
- (viii) The Candidate should not give the postal address, Mobile Number or e-mail ID of Coaching Centre in the Online Application Form.
- (ix) **Request for change in any particular in the Application Form shall not be entertained under any circumstances.**  
**Note:** *However, a chance may be given to the candidates to correct/modify/edit some of the particular(s) of the application form online only.*
- (x) The States and Centres (Cities) indicated for the entrance examination by a candidate are only options. The actual Centre and shift shall be allotted by NTA and it shall be final. No correspondence in this regard shall be entertained. **It is mandatory for candidates to fill all four choices as options.**
- (xi) Selection of a candidate in the test is provisional subject to being found otherwise eligible for admission/appointment.
- (xii) In case a candidate is found providing incorrect information or the identity is proved to be false at any time in the future, the candidate shall face penal action as per the law.
- (xiii) The Candidates are not required to send/ submit the confirmation page of Online Application Form to the NTA. However, he/she is advised to retain the following documents with them as reference for future correspondence:
  - ❖ Print Confirmation Page of Online Application Form.
  - ❖ Proof of fee paid
  - ❖ Photographs (**same as uploaded on the Online Application Form**) –6 to 8 passport size photographs need to be kept aside.
  - ❖ **The name on the photo identification must match with the name as shown on the Admit Card. If the name has been changed due to events such as marriage, candidate must show the relevant document at the time of exam. Marriage Certificate/Divorce/Decree/Legal Name Change Document**
- (xiv) In case of any technical issue or due to a natural disaster, if an exam in a particular shift/subject has to be rescheduled, NTA may follow the process of normalization of the two test forms as per policy.



Help Line No.  
**0120-6895200**

e-mail : [ugcnet@nta.ac.in](mailto:ugcnet@nta.ac.in)



## **National Testing Agency**

(An autonomous organization under the Department of Higher Education,  
Ministry of Education, Government of India)

---

### **Address for Correspondence**

Block C-20/1A/8, Sector 62,  
Gautam Buddh Nagar, Noida -201309 (UP)

---

**Help Line: For Technical support, contact following  
during working days between 10.00 a.m. to 5.00 p.m.**

**[www.nta.ac.in](http://www.nta.ac.in)  
[ugcnet.nta.nic.in](mailto:ugcnet.nta.nic.in)**